



Flanders  
State of  
the Art

# The Flemish Coast

ACCESSIBLE  
FOR ALL

VISITFLANDERS





For many local and foreign vacationers our 42 miles (or 67 km) long coastal strip is and remains the holiday destination of choice. The sandy beaches are ideal for children. During high season, life guards ensure everyone's safety. Tourists can enjoy a healthy holiday thanks to the large quantities of salt and iodine in the Flemish sea air. You can also wander along the dike and the boardwalks, rent a bicycle or visit one of the many coastal attractions. And enjoying a nice bite to eat creates the perfect ending to a visit to the coast.

However, our ten coastal municipalities do not just offer activities to please

everyone's taste but also to suit everyone's needs. Slightly older tourists and holiday makers with a temporary or permanent disability or people in need of some extra comfort or care while on holiday can also enjoy a holiday at our coast with peace of mind. This brochure of VISITFLANDERS which was developed in collaboration with Westkans and the Province of West Flanders, provides these tourists with all of the necessary information in order to prepare for a visit to the coast.

**If you want to explore the many other possibilities the Flemish coast has to offer, navigate to [www.visitflanders.com](http://www.visitflanders.com) or [www.belgiancoast.co.uk](http://www.belgiancoast.co.uk).**



# THE FLEMISH COAST, ACCESSIBLE FOR ALL / TABLE OF CONTENTS

INTRODUCTION .....5  
 NOT TO BE MISSED .....9  
 COASTAL RESORTS .....12



WHERE TO STAY ..... 119  
 ASSISTANCE, CARE AND MOBILITY AIDS 126  
 TRANSPORT ..... 131





## HOW DID WE CREATE THIS BROCHURE?

Westkans vzw took a closer look at the complete coastal region as commissioned by the province of West Flanders and VISITFLANDERS. Every aspect of an accessible tourist visit to our Flemish coastal municipalities was studied. The objective of this project is to allow further growth for the region into an accessible holiday destination for everyone, by means of raising awareness, analysis and policy recommendations. Many coastal municipalities and tourism facilities already take initiatives to accommodate the needs of the widest possible audience. These initiatives are summarised in this brochure.

---

## HOW TO USE THIS BROCHURE?

---

Of course, not everyone that claims to be accessible ends up in this brochure. Our information is based on objective expert on-site investigations. Most addresses in this brochure were screened by experts using the TOEVLA (Accessible Flanders) method. For more detailed information per building or location you can contact us. Some other addresses were added on the basis of suggestions and positive experiences by people with disabilities.

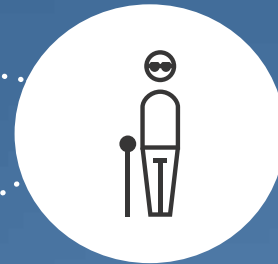
We certainly do not wish to claim that all of the listed facilities are independently accessible. We have made a selection of the better accessible buildings and facilities on the Flemish coast. On the basis of the information in this brochure you can subsequently decide for yourself which locations are better or less suited to your needs or which preparations you will need to make to be able to visit them.

## Visit and experience: attractions

The detailed descriptions show to what degree a certain attraction or parts of the attraction are accessible to visitors with limited mobility. They also indicate which obstacles you can encounter or where you might possibly need a helping hand. If an attraction or museum has amenities for visitors with a visual or mental disability, this is also stated and indicated by means of the following headings:



Facilities/possible obstacles for visitors with limited mobility.



Facilities for people with visual impairments.



Facilities for visitors with a learning disability.



## Restaurants, cafés and public toilets

Using the thumb system for the most important measurement data and the detailed pictures of the modified toilets you can decide if a cafe, restaurant or toilet is suitable for you. Please note that this information was last updated in 2013. Because of continuous changes in restaurants, cafes and toilets, it is possible that some information may be out of date. We therefore recommend you contact the business before your visit. If you note that a location has been moved, renovated or closed, you can notify this fact to Westkans vzw at [info@westkans.be](mailto:info@westkans.be) or +32 (0)50 40 73 73.



accessible



accessible with  
assistance



this is an  
access problem



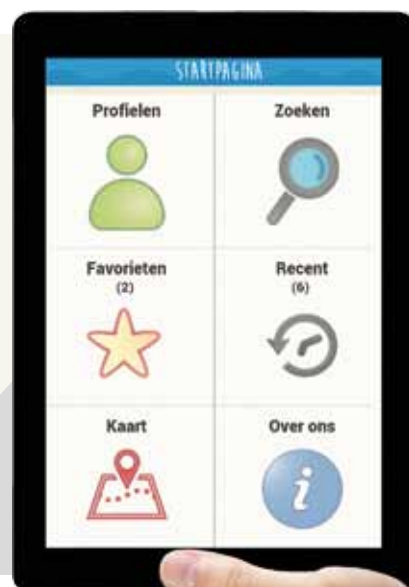
not applicable

Using the AccesSEable app, your search for a suitable restaurant or café gets even easier!

This app will be further developed in the summer of 2015 with addition of other relevant information for an accessible visit to the coast.


More info: [www.westkans.be/app](http://www.westkans.be/app).

Download the app through Google Play, App store or Windows Phone Store.



## Accommodation, information offices and visitor centres

For accommodation, information offices and visitor centres VISITFLANDERS has developed accessibility labelling:



The label A+ means that the building is accessible in a comfortable and independent way.



The label A means that we consider the building to be basically accessible; that it can be used by most people with limited mobility, but that it is possible that extra effort or a helper is required.

Learn more about the accessibility labels?  
Navigate to [www.visitflanders.com](http://www.visitflanders.com).





## Customized travel advice

Where can I find holiday accommodation to meet my needs? Which museums provide a tactile experience or have audio information? Where can I find a restaurant where it will be safe to eat with a gluten allergy? Which travel firms take my special needs into account? Which coach companies have a vehicle with a wheelchair lift?

Flanders wants everyone to get the best welcome: young and old, with or without limitations or care needs, etc. VISITFLANDERS is happy to help you with your holiday or getaway if you have special needs or wishes.

Contact us directly for free and independent travel advice:

**VISITFLANDERS**

Grasmarkt 61, 1000 Brussels

**Tel.: +32 (0)2 504 03 40**

**E-mail: [post@accessinfo.be](mailto:post@accessinfo.be)**

**Website: [www.visitflanders.com](http://www.visitflanders.com)**

## NOT TO BE MISSED!

# Zin in Zee

## 1 \ Ocean of well-being (Zin in Zee)

The Flemish Coast is a healthy holiday destination. The sea ensures a breath of fresh air, literally and figuratively. In addition, it is lovely to linger at the coast for a while: the atmosphere is relaxed and it feels good to the body and mind to breathe in the healthy sea air.

The suggestions made by the campaign 'Ocean of Well-Being' serve up a healthy and balanced holiday: from catering businesses that provide low-salt and low-sugar dishes to hiking and cycling suggestions. The healthy sea air, the beautiful environment and the extra dose of vitamins are included free of charge.

For more information, contact [dekust@westtoer.be](mailto:dekust@westtoer.be).





## 2 \ The coast, a paradise for hiking and cycling enthusiasts

Did you know that there are many kilometres of cycling and hiking pleasure waiting for you at the Flemish coast? For example, the joined networks for cyclists and hikers make it easy for everyone to plan a suitable route. This applies also to those who may require certain adjustments or extra facilities.

Westkans has investigated the accessibility of at least 360 km of cycle network along the Belgian coast. You can find the routes that fit your particular needs or choose one of the 10 easy circular cycling routes at [www.iedereenfietst.be](http://www.iedereenfietst.be) (available in Dutch): without gravel or cobblestones, rest areas with benches or accessible toilets, without slopes, etc. The information is useful for all cyclists, not just those with hand bikes, wheelchair bikes, tandems or bicycle trailers. Westkans. The West-Vlinderen app also provides you with accessible cycling routes in West Flanders. The West Flanders Skeelergids (skating guide, which can be found in Dutch on [www.westtoer.be](http://www.westtoer.be)) provides information about suitable routes for hand cyclists and of course, skaters.

The Coastal Hiking Route allows all hikers to enjoy dunes and polders, sea and beach. You determine the starting point and the hiking trail yourself and follow the junction signage. You can stop wherever you want: there are dozens of tram stops on the trajectory. Even though there might be unpaved or semi-paved paths on the coastal hiking network, for example through an area of dunes, it is still perfectly possible to do some lovely hikes by wheelchair or handbike. The detailed maps (available in French and Dutch at [www.westtoer.be](http://www.westtoer.be)) in the brochure of the Coastal Hiking Route show other things as well, in addition to the pavement types of the paths, such as accessible tram stops, public toilets and accessible cafes and restaurants. On [www.iedereenfietst.be](http://www.iedereenfietst.be) (Dutch) you will find some ready-made hiking trails.



### RENTING A WHEELCHAIR BIKE?

The province of West Flanders rents out 2 wheelchair bikes (one with engine and one without). The rental price is 6 EUR per day or 20 Euro per week. Having the bikes delivered somewhere will cost you 50 Euro. Reservations can be made by calling +32 (0)50 40 76 76. But in the coastal municipalities you can also rent tandems, beach wheelchairs, wheelchair bikes or electric bikes yourself. We have indicated these per coastal municipality.





### 3 \ The great war. Lest we forget.

Do you fancy extending your holiday to the Flemish coast with a trip to the Westhoek region? Flanders Fields formed the dramatic backdrop for some of the bloodiest battles of the First World War for four long years. One hundred years after WWI broke out, the region's landscape still tells the story of the war. It is home to hundreds of monuments and cemeteries that hold great historical significance for people all over the world.

You can prepare your accessible visit to the Westhoek with the brochure "Flanders Fields – Accessible to Everyone". You can download or order the brochure at [www.visitflanders.com](http://www.visitflanders.com) (also available in Braille, large print and audio).













### 4 \ Brugge, unesco World Heritage Site.

Bruges is also located just a stone's throw away from the Flemish coast. This Flemish winner has everything for an unforgettable city trip: medieval alleys and canals, world class chocolatiers, ancient Flemish heritage in churches and castles, and of course superb lacework.

More inspiration for an accessible visit to Bruges can be found in our brochure of 'Day Trips'. You can download or order the brochure at [www.visitflanders.com](http://www.visitflanders.com).

## LA LÉGENDE DES CARTES

Per coastal resort you can find a map containing the wheelchair accessible attractions, public services and the slopes that connect the beach to the dike:

	Swimming Pool		Attraction/museum		Accommodation A+
	Slope		Restaurant and café		Tourist Office A or A+
	Wheelchair accessible toilet		Accommodation A		Tourist Office without A or A+
	Soleil, Mer... Sans soucis!				

Besides the slopes and the tourist offices that haven't gained a label, all of the sites or buildings on the maps have been numbered. Further in the chapter, at the matching number, you'll find more accessibility related information on these sites or buildings (NM = not on the map).



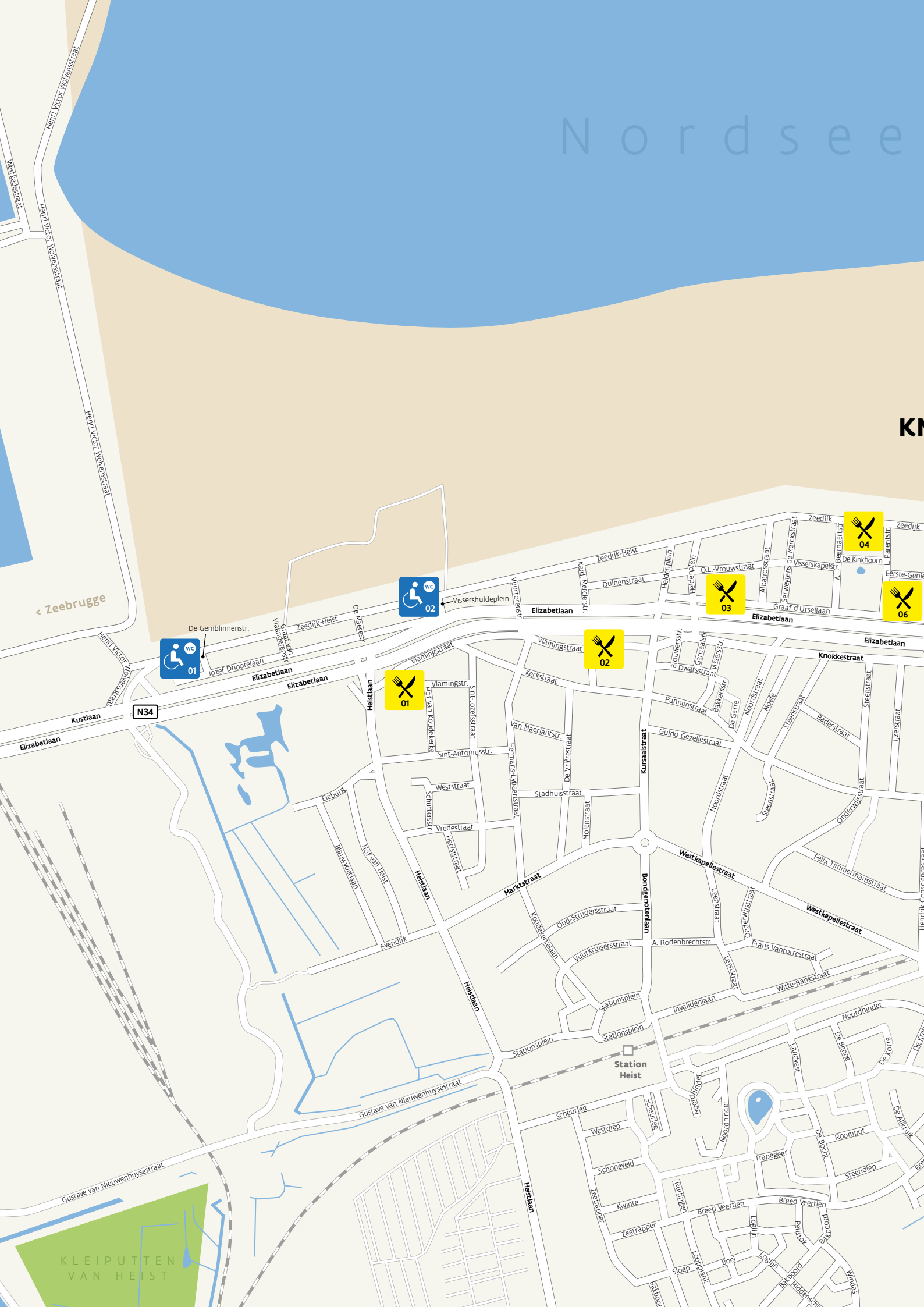
# Knokke-Heist

[WWW.KNOKKE-HEIST.BE](http://WWW.KNOKKE-HEIST.BE)

Take a family outing to Heist's lovely beach, get in some trendy afternoon shopping in contemporary Knokke, visit one of the numerous galleries or find some peace in the green Zwin nature reserve. Knokke-Heist means seeing and being seen, exclusive and yet surprisingly within reach.



# Nordsee



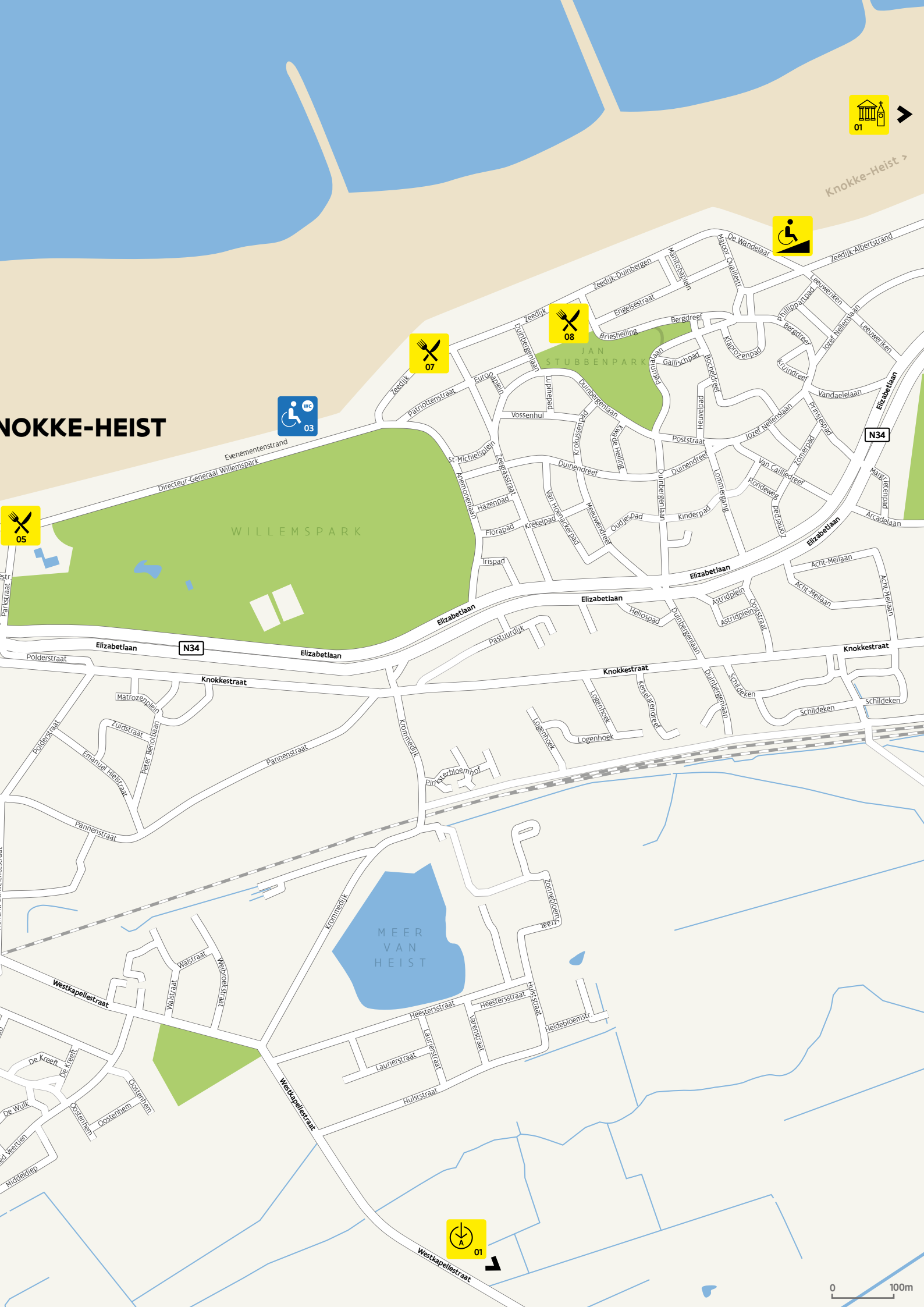
< Zeebrugge



KLEIPUTTEN VAN HEIST

KN

# NOKKE-HEIST



0 100m



# 1 / VISIT AND EXPERIENCE

## THE ZWIN



The Zwin is the most important tidal marsh site in Belgium. Construction works are currently carried out and until the autumn of 2015 visitors may only visit the 'Zwinvlakte' (the Zwin plains) and not the Nature Reserve (the former bird sanctuary). The Zwinvlakte is not accessible to wheelchair users, however. The only car parking facilities during the works are located on Bronlaan or Oosthoekplein. Accessible toilets are available at a temporary, manned information and reception point at the 'Het Zwin Nature Reserve', but these have not yet been inspected.

**Graaf Leon Lippensdreef 8**  
**8300 Knokke-Heist**  
**Tel: +32 (0)50 60 70 86**  
**E-mail: [info@zwin.be](mailto:info@zwin.be)**  
**Website: [www.zwin.be](http://www.zwin.be)**



The Zwinduinen and -polders walk for the blind and visually impaired has been awarded the Groene Halte+ (Green Stop) label and cannot only be reached with public transport, but is also accessible for people with limited mobility and especially for the blind and visually impaired. The majority of the circuit is independently accessible to the blind and visually impaired as well as to wheelchair users – with the help of the directions and the map in the brochure and audio guide, the gpx track and/or a magnified version of the brochure that you can download free of charge at [www.groenehalte.be](http://www.groenehalte.be) > Wandelroutes > WV zwinduinen. Markers have been placed at intersections and benches, fences have been moved and the path has a separate surface. The model represents the Zwin region of the sea, mud flats, marshes and the polders. Thanks to its differences in heights, blind and visually impaired people can form an image of how the area looks. The barriers along the route (to stop cyclists) are indicated in the audio guide and in the brochure.





## 2 / WHEELCHAIR BIKES AND WHEELCHAIRS RENTAL

---

### BEACH WHEELCHAIR

---

A beach wheelchair is available at the beach aid stations near the Albertstrand in Knokke, at the Albertstraat in Heist (De Raan) and near the sports beach in Heist: +32 (0)50 60 46 06 (for free, 15th of - 15th of September, during opening hours).

**Tel:** +32 (0)50 60 46 06

---

### WHEELCHAIR BIKE

---

#### LINDENHOVE

**Bremlaan 5**  
**8300 Knokke-Heist**  
**Tel:** +32 (0)50 63 36 00



## 3 / FOOD AND DRINKS

### BEACH





Zeedijk 552, +32 (0)50 60 97 60, [info@beach-knokke.be](mailto:info@beach-knokke.be),  
[www.beach-knokke.be](http://www.beach-knokke.be)






#### ENTRANCE

Height of the step ..... 2 cm |    
Width of the narrowest entrance door ..... 53 cm | 

#### HALL

Table: wheelchair accessible height ..... 69 cm |    
Table: wheelchair accessible depth ..... 40 cm | 

#### TOILET

Width of the narrowest passage to the toilet  
..... 120 cm |    
Width of the narrowest door to the toilet  
..... n.a.   
Toilet door ..... 87 cm |    
Free space next to the toilet ..... 83 cm |    
Free space in front of the toilet ..... 71 cm |    
Number of safety rails ..... 1 | 

### BON APPETIT





Graaf d'Ursellaan 4, +32 (0)50 51 13 73  
[sonia.vanhove@skynet.be](mailto:sonia.vanhove@skynet.be)







#### ENTRANCE

Entrance ..... 17 cm |    
Width of the narrowest entrance door ..... 89 cm | 

#### HALL

Table: wheelchair accessible height ..... 70 cm |    
Table: wheelchair accessible depth ..... 65 cm | 

#### TOILET

Width of the narrowest passage to the toilet  
..... 73 cm |    
Width of the narrowest door to the toilet  
..... 74 cm |    
Toilet door ..... 84 cm |    
Free space next to the toilet ..... 57 cm |    
Free space in front of the toilet ..... 123 cm |    
Number of safety rails ..... 0 | 



# BRISTOL



Zeedijk 291, +32 (0)50 51 21 12  
[info@brasseriebristol.be](mailto:info@brasseriebristol.be), [www.brasseriebristol.be](http://www.brasseriebristol.be)

## ENTRANCE

Entrance ..... 10 cm | 🙅  
 Width of the narrowest entrance door ..... 110 cm | 👍

## HALL

Table: wheelchair accessible height ..... 73 cm | 👍  
 Table: wheelchair accessible depth ..... 60 cm | 👍

## TOILET

Width of the narrowest passage to the toilet  
 ..... 120 cm | 👍  
 Width of the narrowest door to the toilet  
 ..... 72 cm | 🙅  
 Toilet door ..... 71 cm | 🙅  
 Free space next to the toilet ..... 90 cm | 👍  
 Free space in front of the toilet ..... 102 cm | 🙅  
 Number of safety rails ..... 0 | 🙅



Width of the narrowest door to the toilet  
 ..... n.a.  
 Toilet door ..... 87 cm | 👍  
 Free space next to the toilet ..... 119 cm | 👍  
 Free space in front of the toilet ..... 167 cm | 👍  
 Number of safety rails ..... 1 | 🙅



# DE RAAN



Zeedijk 299A, +32 (0)50 51 51 57  
[pc.deraan@hotmail.com](mailto:pc.deraan@hotmail.com)

## ENTRANCE

Entrance ..... n.a.  
 Width of the narrowest entrance door ..... 89 cm | 👍

## HALL

Table: wheelchair accessible height ..... 74 cm | 👍  
 Table: wheelchair accessible depth ..... 50 cm | 🙅

## TOILET

Width of the narrowest passage to the toilet  
 ..... n.a.  
 Width of the narrowest door to the toilet  
 ..... 89 cm | 👍  
 Toilet door ..... 85 cm | 👍  
 Free space next to the toilet ..... 56 cm | 🙅  
 Free space in front of the toilet ..... 130 cm | 👍  
 Number of safety rails ..... 1 | 🙅



# CINQ ANNOO



Graaf d'Ursellaan 45, +32 (0)50 51 03 10  
[christoph.vandewalle@telenet.be](mailto:christoph.vandewalle@telenet.be)

## ENTRANCE

Entrance ..... 3 cm | 🙅  
 Width of the narrowest entrance door ..... 94 cm | 👍

## HALL

Table: wheelchair accessible height ..... 72 cm | 👍  
 Table: wheelchair accessible depth ..... 44 cm | 🙅

## TOILET

Width of the narrowest passage to the toilet  
 ..... 120 cm | 👍



## GRAND CAFÉ AU LILAS BLANC



Vlamingstraat 30, +32 (0)50 67 63 37  
[lila.blanc@telenet.be](mailto:lila.blanc@telenet.be)

### ENTRANCE

Entrance..... n.a.

Width of the narrowest entrance door .....105 cm |

### HALL

Table: wheelchair accessible height.....70 cm |

Table: wheelchair accessible depth .....57 cm |

### TOILET

Width of the narrowest passage to the toilet  
 .....110 cm |

Width of the narrowest door to the toilet  
 .....87 cm |

Toilet door .....87 cm |

Free space next to the toilet.....85 cm |

Free space in front of the toilet .....107 cm |

Number of safety rails .....2 |



Width of the narrowest door to the toilet

.....93 cm |

Toilet door .....89 cm |

Free space next to the toilet.....81 cm |

Free space in front of the toilet .....52 cm |

Number of safety rails .....0 |



## POINT DE VUE



Zeedijk 386, +32 (0)50 60 05 55  
[info@point-de-vue.be](mailto:info@point-de-vue.be), [www.point-de-vue.be](http://www.point-de-vue.be)

### ENTRANCE

Entrance..... n.a.

Width of the narrowest entrance door .....85 cm |

### HALL

Table: wheelchair accessible height.....73 cm |

Table: wheelchair accessible depth .....45 cm |

### TOILET

Width of the narrowest passage to the toilet  
 .....120 cm |

Width of the narrowest door to the toilet  
 .....87 cm |

Toilet door .....87 cm |

Free space next to the toilet.....92 cm |

Free space in front of the toilet .....68 cm |

Number of safety rails .....1 |



## LE PAIN QUOTIDIEN



Dumortierlaan 75, +32 (0)50 60 15 75  
[www.lepainquotidien.com](http://www.lepainquotidien.com)

### ENTRANCE

Entrance..... n.a.

Width of the narrowest entrance door .....84 cm |

### HALL

Table: wheelchair accessible height.....65 cm |

Table: wheelchair accessible depth .....67 cm |

### TOILET

Width of the narrowest passage to the toilet  
 .....120 cm |

# POUSSE-CAFÉ



Vlamingstraat 83A, +32 (0)50 51 69 64  
pc.deraan@hotmail.com

## ENTRANCE

Entrance ..... 3 cm | 🟡  
Width of the narrowest entrance door ..... 104 cm | 🟢

## HALL

Table: wheelchair accessible height ..... 70 cm | 🟢  
Table: wheelchair accessible depth ..... 40 cm | 🟡

## TOILET

Width of the narrowest passage to the toilet  
..... 76 cm | 🟡  
Width of the narrowest door to the toilet  
..... n.a. |  
Toilet door ..... 89 cm | 🟢  
Free space next to the toilet ..... 140 cm | 🟢  
Free space in front of the toilet ..... 49 cm | 🟡  
Number of safety rails ..... 2 | 🟢



Width of the narrowest door to the toilet  
..... 82 cm | 🟡  
Toilet door ..... 82 cm | 🟡  
Free space next to the toilet ..... 101 cm | 🟢  
Free space in front of the toilet ..... 68 cm | 🟡  
Number of safety rails ..... 0 | 🟡



# CAFÉCULTUUR



Meerlaan 32, +32 (0)50 63 04 40  
info@cafecultuur.be, www.cafecultuur.be

## ENTRANCE

Entrance ..... n.a.  
Width of the narrowest entrance door ..... 150 cm | 🟢

## HALL

Table: wheelchair accessible height ..... 70 cm | 🟢  
Table: wheelchair accessible depth ..... 40 cm | 🟡

## TOILET

Width of the narrowest passage to the toilet  
..... n.a. |  
Width of the narrowest door to the toilet  
..... 86 cm | 🟢  
Toilet door ..... 86 cm | 🟢  
Free space next to the toilet ..... 81 cm | 🟡  
Free space in front of the toilet ..... 120 cm | 🟢  
Number of safety rails ..... 1 | 🟡



# SEL GRIS



Zeedijk 314, +32 (0)50 51 49 37  
info@restaurantsegris.be, www.restaurantsegris.be

## ENTRANCE

Entrance ..... 5 cm | 🟡  
Width of the narrowest entrance door ..... 88 cm | 🟢

## HALL

Table: wheelchair accessible height ..... 70 cm | 🟢  
Table: wheelchair accessible depth ..... 60 cm | 🟢

## TOILET

Width of the narrowest passage to the toilet  
..... 120 cm | 🟢

## 4 / PUBLIC TOILETS

### PUBLIC TOILETS CITY HALL



Alfred Verweeplein 1  
8300 Knokke-Heist Knokke

PATHWAY .....	👍
ENTRANCE.....	👍
TO THE TOILET.....	👍
<b>TOILET DOOR</b>	
Clearance in front of the toilet door ..150 cm	👍
Width of the toilet door..... 86 cm	👍

#### INSIDE THE TOILET

Dimensions toilet space .....	162 x 193 cm	
Clearance space in the toilet area .....	145 cm	👎
Free space in front of the toilet .....	90 cm	👎
Free space next to the toilet .....	83 cm	👎
Number of safety rails .....	1	👎
Sink.....		👍



### PUBLIC TOILETS CC SCHARPOORD



Meerlaan 32  
8300 Knokke-Heist Knokke

PATHWAY .....	👍
ENTRANCE.....	👍
TO THE TOILET.....	👍
<b>TOILET DOOR</b>	
Clearance in front of the toilet door ..150 cm	👍
Width of the toilet door..... 86 cm	👍

#### INSIDE THE TOILET

Dimensions toilet space .....	150 x 190 cm	
Clearance space in the toilet area .....	143 cm	👎
Free space in front of the toilet .....	120 cm	👎
Free space next to the toilet .....	81 cm	👎
Number of safety rails .....	1	👎
Sink.....		👍





## PUBLIC TOILETS SPORTS CENTRE MOLENHOEK



Herenweg 11 A  
8300 Knokke-Heist Westkapelle

PATHWAY .....	👉
ENTRANCE.....	👉
TO THE TOILET.....	👉
<b>TOILET DOOR</b>	
Clearance in front of the toilet door ...124 cm	👉
Width of the toilet door.....87 cm	👍

### INSIDE THE TOILET

Dimensions toilet space .....	234 x 179 cm	
Clearance space in the toilet area .....	150 cm	👍
Free space in front of the toilet .....	113 cm	👉
Free space next to the toilet .....	90 cm	👍
Number of safety rails .....		👉
Safety rail(s), but difficult to handle .....		
Sink.....		👍



## PUBLIC TOILETS SEA WALL - DE GEMBLINNENSTRAAT



De Gemblinnenstraat z.n.  
8300 Knokke-Heist Knokke

PATHWAY .....	👍
ENTRANCE.....	👉
TO THE TOILET.....	N.A.
<b>TOILET DOOR</b>	
Clearance in front of the toilet door .....	n.a.
Width of the toilet door.....	n.a.

### INSIDE THE TOILET

Dimensions toilet space .....	199 x 199 cm	
Clearance space in the toilet area .....	150 cm	👍
Free space in front of the toilet .....	120 cm	👍
Free space next to the toilet .....	90 cm	👍
Number of safety rails .....	2	👍
Sink.....		👉



## PUBLIC TOILETS SEA WALL - VISSERS-HULDEPLEIN



Vissershuldeplein z.n.  
8300 Knokke-Heist Knokke

PATHWAY .....	👍
ENTRANCE.....	👉
TO THE TOILET.....	N.A.
<b>TOILET DOOR</b>	
Clearance in front of the toilet door .....	n.a.
Width of the toilet door.....	n.a.

### INSIDE THE TOILET

Dimensions toilet space .....	199 x 199 cm	
Clearance space in the toilet area .....	150 cm	👍
Free space in front of the toilet .....	120 cm	👍
Free space next to the toilet .....	90 cm	👍
Number of safety rails .....	2	👍
Sink.....		👉



## PUBLIC TOILETS SEA WALL – BEACH 'EVENEMENTENSTRAND'



Evenementenstrand z.n.  
8300 Knokke-Heist Knokke

PATHWAY .....

ENTRANCE.....

TO THE TOILET..... N.A.

TOILET DOOR

Clearance in front of the toilet door .....n.a.

Width of the toilet door.....n.a.

### INSIDE THE TOILET

Dimensions toilet space ..... 199 x 199 cm

Clearance space in the toilet area ..... 150 cm

Free space in front of the toilet ..... 120 cm

Free space next to the toilet .....90 cm

Number of safety rails .....2

Sink.....



## PUBLIC TOILETS SEA WALL – ZWALUWENLAAN



Zwaluwenlaan z.n.  
8300 Knokke-Heist Knokke

PATHWAY .....

ENTRANCE.....

TO THE TOILET..... N.A.

TOILET DOOR

Clearance in front of the toilet door .....n.a.

Width of the toilet door.....n.a.

### INSIDE THE TOILET

Dimensions toilet space ..... 199 x 199 cm

Clearance space in the toilet area ..... 150 cm

Free space in front of the toilet ..... 120 cm

Free space next to the toilet .....90 cm

Number of safety rails .....2

Sink.....



# 5 / TOURIST OFFICE

## TOURISME KNOKKE-HEIST



You might need help on the long slope to the entrance. The entrance and the office itself are easily accessible. There is a lowered information desk suitable for wheelchair users. The leaflets and the brochures are within reach from a wheelchair and there is a computer screen at appropriate height. The adapted toilet is too small for most wheelchair users. The toilet is equipped with safety rails.

**Zeedijk-Knokke 660, 8300 Knokke-Heist**

**Tel:** +32 (0)50 63 03 80

**Fax:** +32 (0)50 63 03 90

**E-mail:** [toerisme@knokke-heist.be](mailto:toerisme@knokke-heist.be)

**Website:** [www.knokke-heist.be](http://www.knokke-heist.be)





# Zeebrugge

[BEZOEKERS.BRUGGE.BE](http://BEZOEKERS.BRUGGE.BE)

A seaside city with an international port and a small but lovely sandy beach: Zeebrugge in a nutshell. The fish market on the docks and the many culinary fish restaurants are legendary, even far beyond the region's borders. The impressive wind farm can be seen up close and you can discover how things happen in an international port and fish market at the Seafront Maritime theme park. Looking for a daytrip? The metropolis of Bruges is just a stone's throw away.

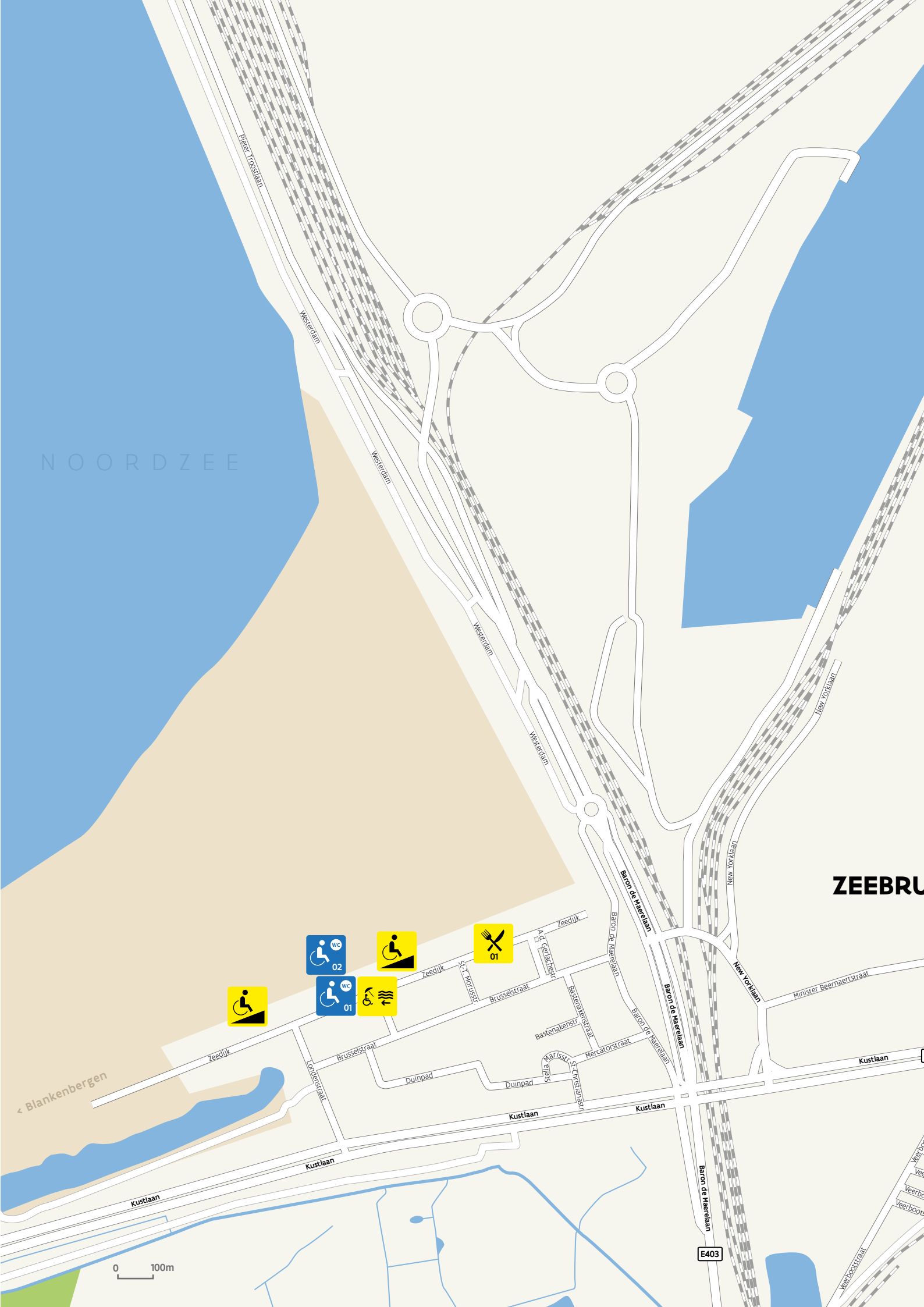


NOORDZEE

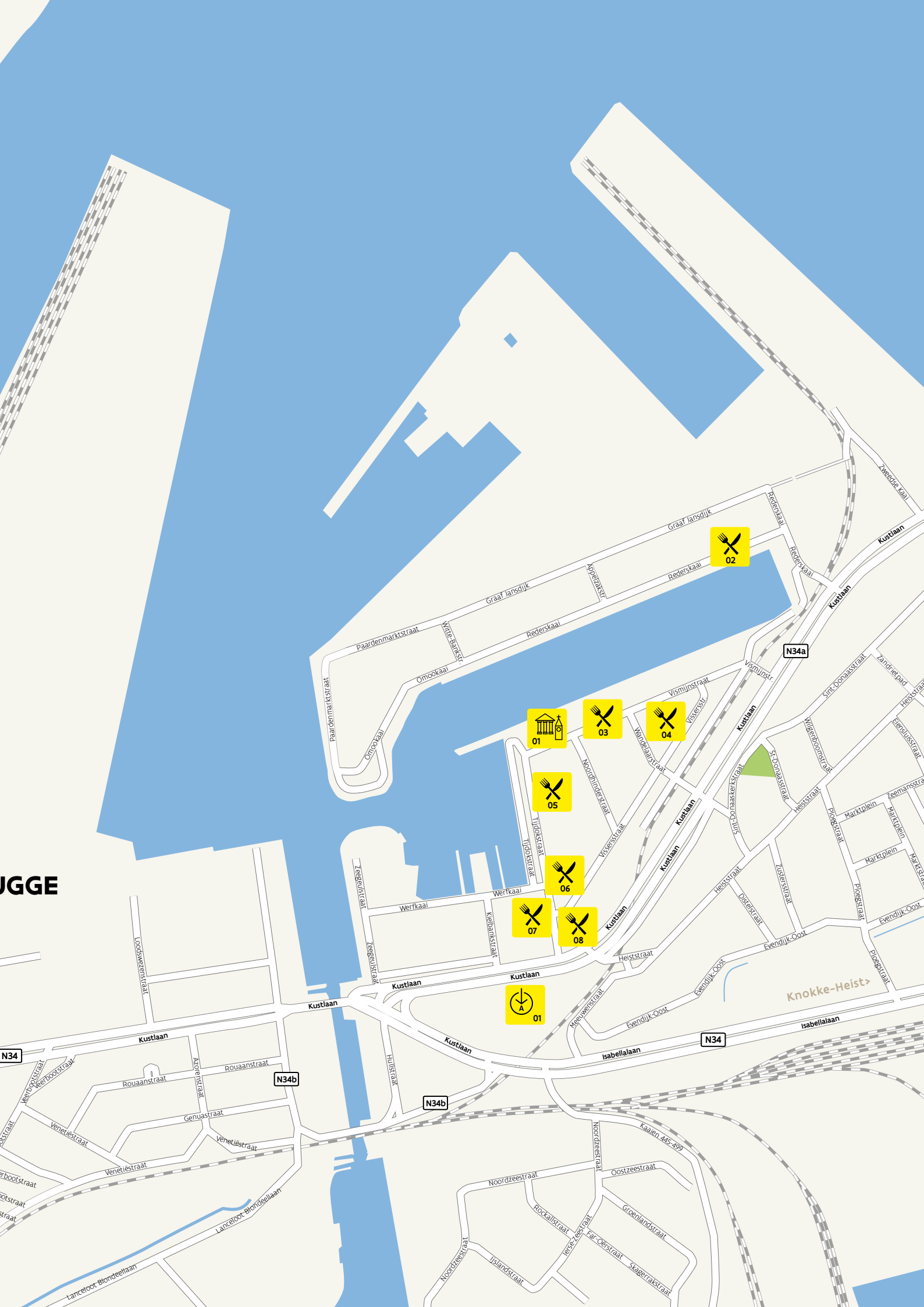
ZEEBRU

< Blankenbergen

0 100m



UGGE





## 1 / VISIT AND EXPERIENCE

### SEAFRONT



The buildings of the old fish market of Zeebrugge have been transformed into an interesting theme park. In Seafont, you can discover all the secrets of the sea and taste the rich history of fishery.

**Vismijnstraat 7**  
**8380 Zeebrugge**  
**Tel:** +32 (0)50 55 14 15  
**E-mail:** [info@seafont.be](mailto:info@seafont.be)  
**Website:** [www.seafont.be](http://www.seafont.be)



Only some parts of the theme park are accessible to wheelchair users. The museum on the other hand is wheelchair accessible, but an accompanying person can be needed to take an inclined plane and to open doors. The boats on the quay outside (the Lightship Westhinder and the Russian Submarine Foxtrot), two of the main attractions of Seafont, are not accessible. There is a narrow adapted toilet at the entrance of hall 2.





## 2 / FOOD AND DRINKS

### BISTRO WITTEKERKE



Rederskaai 38, +32 (0)50 78 89 84 - 0477 24 10 67  
[stefaan.dieryckx@telenet.be](mailto:stefaan.dieryckx@telenet.be)

#### ENTRANCE

Entrance ..... n.a.  
 Width of the narrowest entrance door ..... 100 cm |

#### HALL

Table: wheelchair accessible height ..... 73 cm |   
 Table: wheelchair accessible depth ..... 35 cm |

#### TOILET

Width of the narrowest passage to the toilet  
 ..... 94 cm |   
 Width of the narrowest door to the toilet  
 ..... n.a.  
 Toilet door ..... 88 cm |   
 Free space next to the toilet ..... 48 cm |   
 Free space in front of the toilet ..... 101 cm |   
 Number of safety rails ..... 0 |

### BLUE LOBSTER



Tijdokstraat 9, +32 (0)50 68 45 71  
[www.thebluelobster.be](http://www.thebluelobster.be)

#### ENTRANCE

Entrance ..... 2 cm |   
 Width of the narrowest entrance door ..... 86 cm |

#### HALL

Table: wheelchair accessible height ..... 65 cm |   
 Table: wheelchair accessible depth ..... 60 cm |

#### TOILET

Width of the narrowest passage to the toilet  
 ..... 110 cm |   
 Width of the narrowest door to the toilet  
 ..... 86 cm |   
 Toilet door ..... 87 cm |   
 Free space next to the toilet ..... 92 cm |   
 Free space in front of the toilet ..... 81 cm |   
 Number of safety rails ..... 2 |



# BRASSERIE NELSON



Vismijnstraat 24, +32 (0)50 54 59 54  
[www.brasserienelson.be](http://www.brasserienelson.be)

## ENTRANCE

Entrance.....	5 cm		
Width of the narrowest entrance door.....	94 cm		

## HALL

Table: wheelchair accessible height.....	71 cm		
Table: wheelchair accessible depth.....	60 cm		

## TOILET

Width of the narrowest passage to the toilet.....	80 cm		
Width of the narrowest door to the toilet.....	90 cm		
Toilet door.....	88 cm		
Free space next to the toilet.....	91 cm		
Free space in front of the toilet.....	91 cm		
Number of safety rails.....	1		



Width of the narrowest door to the toilet

.....	90 cm		
Toilet door.....	90 cm		
Free space next to the toilet.....	161 cm		
Free space in front of the toilet.....	97 cm		
Number of safety rails.....	2		



# SEA AND SAND



Zeedijk 8, +32 (0)50 54 42 79

## ENTRANCE

Entrance.....	8 cm		
Width of the narrowest entrance door.....	89 cm		

## HALL

Table: wheelchair accessible height.....	72 cm		
Table: wheelchair accessible depth.....	113 cm		

## TOILET

Width of the narrowest passage to the toilet.....	150 cm		
Width of the narrowest door to the toilet.....	80 cm		
Toilet door.....	80 cm		
Free space next to the toilet.....	87 cm		
Free space in front of the toilet.....	94 cm		
Number of safety rails.....	0		



# DE KOMBUIS



Tijdokstraat 4, +32 (0)50 67 83 25  
[info@dekombuis.be](mailto:info@dekombuis.be), [www.dekombuis.be](http://www.dekombuis.be)

## ENTRANCE

Entrance.....	8 cm		
Width of the narrowest entrance door.....	93 cm		

## HALL

Table: wheelchair accessible height.....	71 cm		
Table: wheelchair accessible depth.....	30 cm		

## TOILET

Width of the narrowest passage to the toilet.....	90 cm		
---	-------	--	--

## THE SAILOR



Wandelaarstraat 8, +32 (0)50 55 17 15 - 0476 77 75 16

### ENTRANCE

Entrance ..... 4 cm | 🙅  
 Width of the narrowest entrance door ..... 92 cm | 👍

### HALL

Table: wheelchair accessible height ..... 75 cm | 👍  
 Table: wheelchair accessible depth ..... 51 cm | 🙅

### TOILET

Width of the narrowest passage to the toilet ..... 120 cm | 👍  
 Width of the narrowest door to the toilet ..... 83 cm | 🙅  
 Toilet door ..... 83 cm | 🙅  
 Free space next to the toilet ..... 84 cm | 🙅  
 Free space in front of the toilet ..... 68 cm | 🙅  
 Number of safety rails ..... 0 | 🙅



Width of the narrowest door to the toilet ..... 87 cm | 👍  
 Toilet door ..... 87 cm | 👍  
 Free space next to the toilet ..... 84 cm | 🙅  
 Free space in front of the toilet ..... 70 cm | 🙅  
 Number of safety rails ..... 2 | 👍



## TIJDOK



Tijdokstraat 16, +32 (0)476 59 65 20  
[info@tijdok.be](mailto:info@tijdok.be), [www.tijdok.be](http://www.tijdok.be)

### ENTRANCE

Entrance ..... 6 cm | 🙅  
 Width of the narrowest entrance door ..... 90 cm | 👍

### HALL

Table: wheelchair accessible height ..... 66 cm | 🙅  
 Table: wheelchair accessible depth ..... 64 cm | 👍

### TOILET

Width of the narrowest passage to the toilet ..... 130 cm | 👍  
 Width of the narrowest door to the toilet ..... 88 cm | 👍  
 Toilet door ..... 91 cm | 👍  
 Free space next to the toilet ..... 92 cm | 👍  
 Free space in front of the toilet ..... 70 cm | 🙅  
 Number of safety rails ..... 2 | 👍



## SLABBINCK



Tijdokstraat 36, +32 (0)50 54 52 46  
[anne.raes@pandora.be](mailto:anne.raes@pandora.be), [www.restaurantslabbinck.be](http://www.restaurantslabbinck.be)

### ENTRANCE

Entrance ..... 13 cm | 🙅  
 Width of the narrowest entrance door ..... 80 cm | 🙅

### HALL

Table: wheelchair accessible height ..... 66 cm | 🙅  
 Table: wheelchair accessible depth ..... 60 cm | 👍

### TOILET

Width of the narrowest passage to the toilet ..... 108 cm | 🙅



## 3 / PUBLIC TOILETS

### PUBLIC TOILETS BADENGEBOUW



Zeedijk z.n.  
8380 Brugge Zeebrugge

PATHWAY .....

ENTRANCE.....

TO THE TOILET.....

#### TOILET DOOR

Clearance in front of the toilet door .....n.a.

Width of the toilet door.....n.a.

#### INSIDE THE TOILET

Dimensions toilet space .....167 x 237 cm

Clearance space in the toilet area ..... 150 cm

Free space in front of the toilet .....170 cm

Free space next to the toilet .....90 cm

Number of safety rails .....2

Sink.....



### PUBLIC TOILETS BADENGEBOUW (SUN, SEA... CAREFREE)



Zeedijk z.n.  
8380 Brugge Zeebrugge

PATHWAY .....

ENTRANCE.....

TO THE TOILET.....

#### TOILET DOOR

Clearance in front of the toilet door ..150 cm

Width of the toilet door.....90 cm

#### INSIDE THE TOILET

Dimensions toilet space .....315 x 210 cm

Clearance space in the toilet area ..... 150 cm

Free space in front of the toilet ..... 120 cm

Free space next to the toilet .....90 cm

Number of safety rails .....2

Sink.....



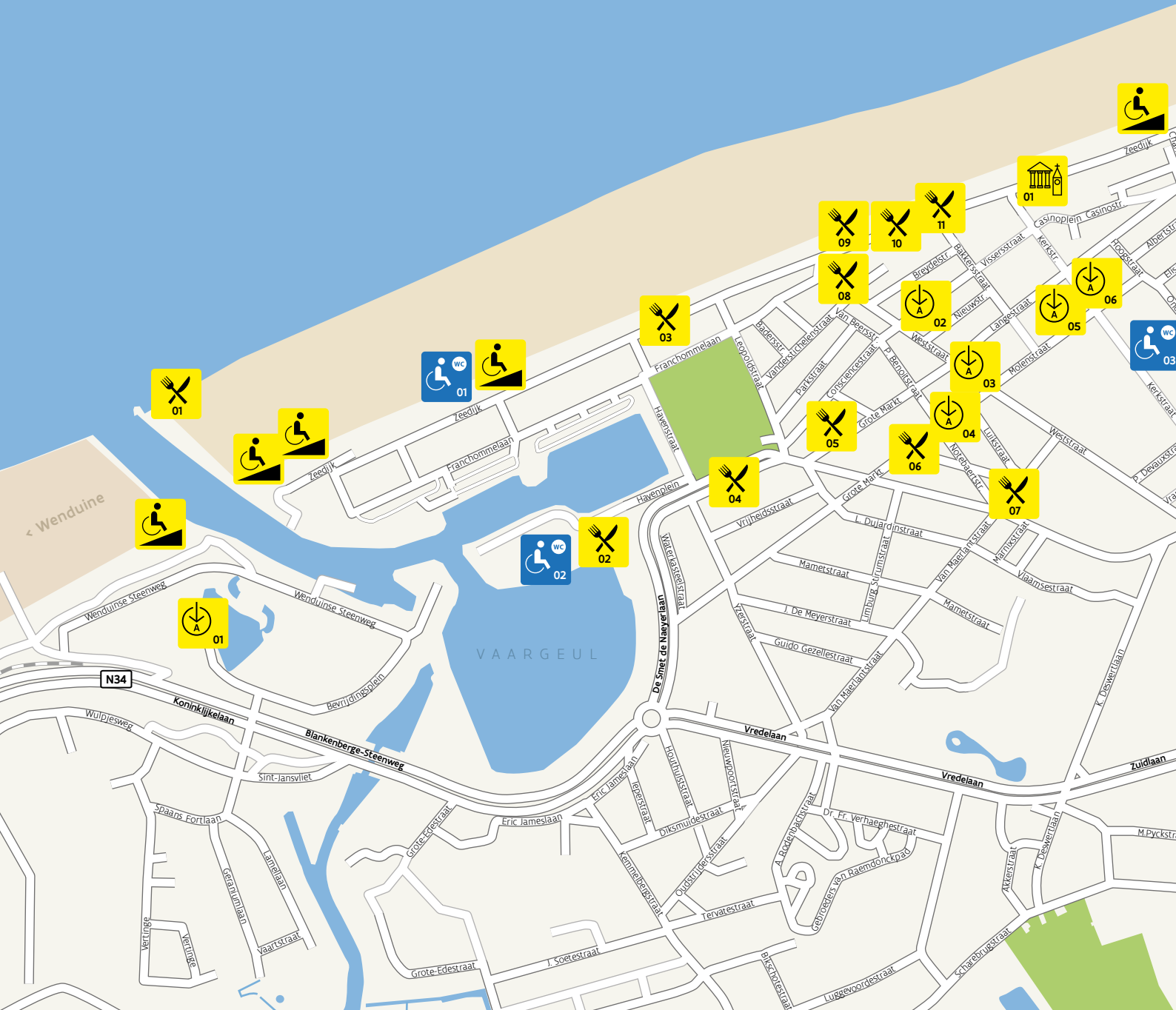


# Blankenberge

[WWW.BLANKENBERGE.BE](http://WWW.BLANKENBERGE.BE)

An infinite sandy beach, a warren of shopping streets and a wild nightlife: Blankenberge is one of the most popular seaside cities on the coast, thanks to the promenade that stretches far into the sea and the bustling harbour with innumerable fishing and yachting boats. You'll find beautiful sand sculptures at the annual sand sculpture festival, and if Art Nouveau is what you're looking for, then Blankenberge is the place to be.

# North Sea





Zeebrugge >



Station Blankenberge

N34

# BLANKENBERGE



0 100m



# 1 / VISIT AND EXPERIENCE

## SEA LIFE CENTER



1

Over 50 aquariums show the mysterious underwater world. With over 2500 animals, Sea Life offers a great overview of the 7 oceans.

**Koning Albert I-laan 116  
8370 Blankenberge**  
Tel: +32 (0)50 42 42 00  
E-mail: [info@sealife.be](mailto:info@sealife.be)  
Website: [www.sealife.be](http://www.sealife.be)



The Sea Life centre can be visited by wheelchair users with assistance. Both inside and outside there are some steep paths and sloping surfaces, for which you will really need a helping hand when using a wheelchair. All of the animals are clearly visible to everyone. Wheelchair users will get the best view of the seal show from the sundeck. You will need a helping hand across the steep path to the sundeck. This also applies to the steep access path to the otters and the penguins. The modified toilet near the entrance hall is too small for comfortable use (78 cm of free space next to the toilet).

## BELLE EPOQUE CENTRE



2

The Belle Epoque Centre introduces you to the most beautiful period that existed in the 19th and 20th centuries: the 'belle époque'. Three belle époque villas, dating back to 1894, have been restored and renovated into becoming a highly attractive visitors centre. Here, you are immersed in the carefree and festive atmosphere that Blankenberge exuded during the belle époque. An interactive exhibition with posters, postcards, games, costumes, photographs and film material tells a nostalgic story. Admire some beautiful copies of the decorative wall tiles and discover what Art Nouveau meant in Blankenberge.

**Elisabethlaan 24  
8370 Blankenberge**  
Tel: +32 (0)50 42 87 41  
E-mail: [belle.epoque@blankenberge.be](mailto:belle.epoque@blankenberge.be)  
Website: [www.belle.epoque.blankenberge.be](http://www.belle.epoque.blankenberge.be)



Ring the doorbell to make use of the alternative door for wheelchair users. A lift will take you to all floors, even to the roof terrace at +3. The showcases and screens in the museum are suspended at a correct height for wheelchair users, although they are not suitable to pass underneath. The modified toilet at -1 is too small to be comfortable for use (76 cm of free space in front of the toilet), but you can make a lateral transfer.

## SERPENTARIUM



The Serpentarium takes you to an impressive trip through a jungle full of spiders, lizards and frogs. You come face to face with a dangerous venomous snake. You meet the most interesting residents in an exotic environment. Thanks to the large rock walls, the many tropical plants, the beautiful waterfalls and the pleasant temperature you imagine yourself at some beautiful travel destination where the animals are right at home. From the jungle to the desert, it is only a small step here. You experience the wonderful world of especially rare species. From the beautiful rainbow boa, the carpet python and the panther chameleon to the black mamba, 'the queen of venomous snakes'.

**Zeedijk 146**  
**8370 Blankenberge**  
**Tel: +32 (0)50 42 31 62**  
**E-mail: [info@serpentarium.be](mailto:info@serpentarium.be)**  
**Website: [www.serpentarium.be](http://www.serpentarium.be)**



Despite the limited width of the path throughout the exhibition (85 cm at the narrowest point) it is still very useful. The built-in aquariums are not suitable for wheelchair use, but are suspended at various heights. The info is not always perfectly legible. The men's toilet also serves as adjusted toilet, although the urinal hinders the free space next to the toilet (only 46 cm) and there are no grab rails.

## THE DAIRY MUSEUM



3

The dairy museum is a remarkable and unique permanent exhibition of dairy material of the low countries. Visitors walk through the history of the dairy industry in Flanders during the last five centuries and bring to life the story of milk, from past to present. Visit after reservation.

**Brugsesteenweg 68**  
**8370 Blankenberge**  
**Tel: +32 (0)50 41 18 75**  
**E-mail: [info@zuivelmuseum.be](mailto:info@zuivelmuseum.be)**  
**Website: [www.zuivelmuseum.be](http://www.zuivelmuseum.be)**



Caution, this museum was not yet investigated according to the TOEVLA method. However, we received some reliable feedback (positive experiences of wheelchair users) that claims the dairy museum is at least wheelchair accessible to a certain extent.

## SWIMMING POOL AND SAUNA COMPLEX BLOSO



At walking distance from the sea and beach and near the station (500 m) you can find the better accessible swimming pool and sauna complex of BLOSO Blankenberge. The complex is completely fitted for wheelchair users. Both the swimming pool itself and the sauna, the cafeteria, the relaxation area and the outdoor terrace are accessible, although at some places you could still use a little push up some slopes. In one of the spacious individual changing rooms or group booths you can make the transfer to one of the five swimming pool wheelchairs. In addition to a hoist, you can also make use of the ceilings lifts to the swimming pool and the whirlpool. The communal shower near the lift is the most spacious one. Both near the front desk and in the wet swimming pool area there is a modified toilet. In the toilet near the front desk the sink hinders a lateral transfer.

**Koning Boudewijnlaan 15 bis**  
**8370 Blankenberge**  
**Tel: +32 (0)50 43 52 60**  
**E-mail: [blankenberge@bloso.be](mailto:blankenberge@bloso.be)**  
**Website: [www.bloso.be](http://www.bloso.be)**





## 2 / ACCESSIBLE BEACH

In Blankenberge it is possible to drive on the sandy beach with a wheelchair using the paved passage next to the Charlierhelling (next to the Casino). On the dike signage point the direction for wheelchair users to the location where they can enter the beach.

## 3 / ADAPTED BIKES AND WHEELCHAIRS RENTAL

---

### BEACH WHEELCHAIR

---

Available in the first aid station of the rescue team, Zeedijk 1, 8370 Blankenberge (for free), during summer, tel.: +32 (0)50 41 37 17 (Keep in mind that this wheelchair cannot be reserved).

---

### TANDEM/ ELECTRIC BIKE

---

#### LIEVENS HENK:

Kerkstraat 124, 8370 Blankenberge

**Tel:** +32 (0)50 41 42 84

**Fax:** +32 (0)50 42 72 06

**E-mail:** [info@lievenshenk.be](mailto:info@lievenshenk.be)

**Website:** [www.lievenshenk.be](http://www.lievenshenk.be)



## 4 / FOOD AND DRINKS

### AU LUXEMBOURG



Zeedijk 75, +32 (0)50 67 44 38  
[au.luxembourg@pandora.be](mailto:au.luxembourg@pandora.be)

#### ENTRANCE

Entrance ..... 10 cm | 🟡  
 Width of the narrowest entrance door ..... 86 cm | 🟢

#### HALL

Table: wheelchair accessible height ..... 70 cm | 🟢  
 Table: wheelchair accessible depth ..... 50 cm | 🟡

#### TOILET

Width of the narrowest passage to the toilet  
 ..... 120 cm | 🟢  
 Width of the narrowest door to the toilet  
 ..... 86 cm | 🟢  
 Toilet door ..... 86 cm | 🟢  
 Free space next to the toilet ..... 91 cm | 🟢  
 Free space in front of the toilet ..... 99 cm | 🟡  
 Number of safety rails ..... 1 | 🟡

### BELGIUM PIER



Zeedijk 261, +32 (0)50 43 37 50  
[info@belgiumpier.be](mailto:info@belgiumpier.be), [www.belgiumpier.be](http://www.belgiumpier.be)

#### ENTRANCE

Entrance ..... n.a. |  
 Width of the narrowest entrance door ..... 76 cm | 🟡

#### HALL

Table: wheelchair accessible height ..... 70 cm | 🟢  
 Table: wheelchair accessible depth ..... 30 cm | 🟡

#### TOILET

Width of the narrowest passage to the toilet  
 ..... 100 cm | 🟡  
 Width of the narrowest door to the toilet  
 ..... 80 cm | 🟡  
 Toilet door ..... 99 cm | 🟢  
 Free space next to the toilet ..... 114 cm | 🟢  
 Free space in front of the toilet ..... 110 cm | 🟡  
 Number of safety rails ..... 0 | 🟡



## BISTRO DE TIJD



Grote Markt 9, +32 (0)473 75 43 56  
 bistrodetijd@hotmail.com, www.bistro-detijd.be

### ENTRANCE

Entrance .....	4 cm		
Width of the narrowest entrance door .....	92 cm		

### HALL

Table: wheelchair accessible height .....	70 cm		
Table: wheelchair accessible depth .....	38 cm		

### TOILET

Width of the narrowest passage to the toilet .....	82 cm		
Width of the narrowest door to the toilet .....	82 cm		
Toilet door .....	91 cm		
Free space next to the toilet .....	83 cm		
Free space in front of the toilet .....	113 cm		
Number of safety rails .....	2		



.....	150 cm		
Width of the narrowest door to the toilet .....	100 cm		
Toilet door .....	91 cm		
Free space next to the toilet .....	82 cm		
Free space in front of the toilet .....	64 cm		
Number of safety rails .....	0		



## DE ARK



Havenplein 3, +32 (0)50 42 47 42  
 deark.info@gmail.be

### ENTRANCE

Entrance .....	n.a.		
Width of the narrowest entrance door .....	85 cm		

### HALL

Table: wheelchair accessible height .....	64 cm		
Table: wheelchair accessible depth .....	60 cm		

### TOILET

Width of the narrowest passage to the toilet .....	120 cm		
Width of the narrowest door to the toilet .....	80 cm		
Toilet door .....	87 cm		
Free space next to the toilet .....	94 cm		
Free space in front of the toilet .....	93 cm		
Number of safety rails .....	1		



## BISTRO BOULEVARD



De Smet de Naeyerlaan 25,  
 +32 (0)50 42 52 67 - +32 (0)472 60 87 20  
 broosluc@hotmail.com

### ENTRANCE

Entrance .....	n.a.		
Width of the narrowest entrance door .....	100 cm		

### HALL

Table: wheelchair accessible height .....	72 cm		
Table: wheelchair accessible depth .....	33 cm		

### TOILET

Width of the narrowest passage to the toilet



## FLOREAL BLANKENBERGE



Albert-I laan 59, +32 (0)50 43 21 11  
[blankenberge@florealcon.be](mailto:blankenberge@florealcon.be), [www.florialgroup.be](http://www.florialgroup.be)

### ENTRANCE

Entrance ..... n.a.  
 Width of the narrowest entrance door ..... 105 cm |

### HALL

Table: wheelchair accessible height ..... 71 cm |   
 Table: wheelchair accessible depth ..... 85 cm |

### TOILET

Width of the narrowest passage to the toilet ..... 120 cm |   
 Width of the narrowest door to the toilet ..... 97 cm |   
 Toilet door ..... 96 cm |   
 Free space next to the toilet ..... 102 cm |   
 Free space in front of the toilet ..... 160 cm |   
 Number of safety rails ..... 1 |



Width of the narrowest door to the toilet ..... 100 cm |   
 Toilet door ..... 77 cm |   
 Free space next to the toilet ..... 108 cm |   
 Free space in front of the toilet ..... 105 cm |   
 Number of safety rails ..... 2 |



## LEFFE PLAZA



De Smet de Naeyerlaan 54, +32 (0)50 42 96 92  
[info@hotelrichmond.be](mailto:info@hotelrichmond.be), [www.hotelrichmond.be](http://www.hotelrichmond.be)

### ENTRANCE

Entrance ..... n.a.  
 Width of the narrowest entrance door ..... 97 cm |

### HALL

Table: wheelchair accessible height ..... 73 cm |   
 Table: wheelchair accessible depth ..... 30 cm |

### TOILET

Width of the narrowest passage to the toilet ..... 85 cm |   
 Width of the narrowest door to the toilet ..... 87 cm |   
 Toilet door ..... 87 cm |   
 Free space next to the toilet ..... 103 cm |   
 Free space in front of the toilet ..... 47 cm |   
 Number of safety rails ..... 0 |



## GLACIER VINCENT



Zeedijk 158, +32 (0)50 41 26 14  
[glacervincent@telenet.be](mailto:glacervincent@telenet.be)

### ENTRANCE

Entrance ..... 5 cm |   
 Width of the narrowest entrance door ..... 92 cm |

### HALL

Table: wheelchair accessible height ..... 71 cm |   
 Table: wheelchair accessible depth ..... 40 cm |

### TOILET

Width of the narrowest passage to the toilet ..... 150 cm |

## MARCEL



Zeedijk 121, +32 (0)50 41 28 46  
[helena@brasseriemarcel.be](mailto:helena@brasseriemarcel.be), [www.brasseriemarcel.be](http://www.brasseriemarcel.be)

### ENTRANCE

Entrance ..... n.a.  
 Width of the narrowest entrance door ..... 87 cm |

### HALL

Table: wheelchair accessible height ..... 71 cm |   
 Table: wheelchair accessible depth ..... 30 cm |

### TOILET

Width of the narrowest passage to the toilet ..... 120 cm |   
 Width of the narrowest door to the toilet ..... 86 cm |   
 Toilet door ..... 87 cm |   
 Free space next to the toilet ..... 111 cm |   
 Free space in front of the toilet ..... 93 cm |   
 Number of safety rails ..... 1 |



Width of the narrowest door to the toilet ..... 77 cm |   
 Toilet door ..... 77 cm |   
 Free space next to the toilet ..... 78 cm |   
 Free space in front of the toilet ..... 77 cm |   
 Number of safety rails ..... 0 |



## OOSTERSTAKETSEL



Zeedijk 360, +32 (0)476 66 49 98  
[info@oosterstaketsel.be](mailto:info@oosterstaketsel.be), [www.oosterstaketsel.be](http://www.oosterstaketsel.be)

### ENTRANCE

Entrance ..... n.a.  
 Width of the narrowest entrance door ..... 93 cm |

### HALL

Table: wheelchair accessible height ..... 70 cm |   
 Table: wheelchair accessible depth ..... 30 cm |

### TOILET

Width of the narrowest passage to the toilet ..... 93 cm |   
 Width of the narrowest door to the toilet ..... 78 cm |   
 Toilet door ..... 87 cm |   
 Free space next to the toilet ..... 120 cm |   
 Free space in front of the toilet ..... 114 cm |   
 Number of safety rails ..... 0 |



## MEATPOINT



Weststraat 4, +32 (0)50 69 40 56 - +32 (0)491 61 23 89  
[info@meatpoint.be](mailto:info@meatpoint.be), [www.meatpoint.be](http://www.meatpoint.be)

### ENTRANCE

Entrance ..... 7,5 cm |   
 Width of the narrowest entrance door ..... 77 cm |

### HALL

Table: wheelchair accessible height ..... 73 cm |   
 Table: wheelchair accessible depth ..... 35 cm |

### TOILET

Width of the narrowest passage to the toilet ..... 120 cm |

## PETIT ROUGE



Zeedijk 127, +32 (0)50 43 50 43  
[info@petitrouge.be](mailto:info@petitrouge.be), [www.petitrouge.be](http://www.petitrouge.be)

### ENTRANCE

Entrance ..... 5 cm | 🍷  
 Width of the narrowest entrance door ..... 91 cm | 👍

### HALL

Table: wheelchair accessible height ..... 72 cm | 👍  
 Table: wheelchair accessible depth ..... 35 cm | 🍷

### TOILET

Width of the narrowest passage to the toilet  
 ..... 120 cm | 👍  
 Width of the narrowest door to the toilet  
 ..... 111 cm | 👍  
 Toilet door ..... 85 cm | 👍  
 Free space next to the toilet ..... 168 cm | 👍  
 Free space in front of the toilet ..... 63 cm | 🍷  
 Number of safety rails ..... 2 | 👍



Width of the narrowest door to the toilet  
 ..... 76 cm | 🍷  
 Toilet door ..... 88 cm | 👍  
 Free space next to the toilet ..... 86 cm | 🍷  
 Free space in front of the toilet ..... 86 cm | 🍷  
 Number of safety rails ..... 0 | 🍷



## VENITIEN



Zeedijk 115, +32 (0)50 41 10 74  
[info@venitien.be](mailto:info@venitien.be), [www.venitien.be](http://www.venitien.be)

### ENTRANCE

Entrance ..... 4 cm | 🍷  
 Width of the narrowest entrance door ..... 102 cm | 👍

### HALL

Table: wheelchair accessible height ..... 70 cm | 👍  
 Table: wheelchair accessible depth ..... 40 cm | 🍷

### TOILET

Width of the narrowest passage to the toilet  
 ..... 104 cm | 🍷  
 Width of the narrowest door to the toilet  
 ..... n.a. |  
 Toilet door ..... 86 cm | 👍  
 Free space next to the toilet ..... 94 cm | 👍  
 Free space in front of the toilet ..... 123 cm | 👍  
 Number of safety rails ..... 2 | 👍



## PLAZA



Grote Markt 26, +32 (0)50 41 99 24  
[degraeve.chantal@gmail.com](mailto:degraeve.chantal@gmail.com)

### ENTRANCE

Entrance ..... n.a.  
 Width of the narrowest entrance door ..... 100 cm | 👍

### HALL

Table: wheelchair accessible height ..... 72 cm | 👍  
 Table: wheelchair accessible depth ..... 30 cm | 🍷

### TOILET

Width of the narrowest passage to the toilet  
 ..... 80 cm | 🍷

## 5 / PUBLIC TOILETS

### PUBLIC TOILETS LIBRARY BLANKENBERGE



Onderwijsstraat 17  
8370 Blankenberge

PATHWAY .....	👍
ENTRANCE.....	👎
TO THE TOILET.....	👍
<b>TOILET DOOR</b>	
Clearance in front of the toilet door ..150 cm	👍
Width of the toilet door.....82 cm	👎

#### INSIDE THE TOILET

Dimensions toilet space .....	280 x 200 cm	
Clearance space in the toilet area .....	150 cm	👍
Free space in front of the toilet .....	120 cm	👍
Free space next to the toilet .....	90 cm	👍
Number of safety rails		
Safety rail(s), but difficult to handle.		👎
Sink.....		👍



### PUBLIC TOILETS TMVW NOORDZEEBAD



A. Van Ackersquare 1  
8370 Blankenberge

PATHWAY .....	👎
ENTRANCE.....	👍
TO THE TOILET.....	👍
<b>TOILET DOOR</b>	
Clearance in front of the toilet door ..150 cm	👍
Width of the toilet door.....87 cm	👍

#### INSIDE THE TOILET

Dimensions toilet space .....	166 x 278 cm	
Clearance space in the toilet area .....	150 cm	👍
Free space in front of the toilet .....	120 cm	👍
Free space next to the toilet .....	90 cm	👍
Number of safety rails .....	2	👍
Sink.....		👍





## PUBLIC TOILETS BEACH - VAN PRAETHELLING



Van Praethelling z.n.  
8370 Blankenberge

- PATHWAY .....
- ENTRANCE.....
- TO THE TOILET.....
- TOILET DOOR
- Clearance in front of the toilet door ..150 cm
- Width of the toilet door..... 88 cm

### INSIDE THE TOILET

- Dimensions toilet space .....227 X 232 cm
- Clearance space in the toilet area ..... 150 cm
- Free space in front of the toilet ..... 120 cm
- Free space next to the toilet .....90 cm
- Number of safety rails:.....
- Safety rail(s), but difficult to handle .....
- Sink.....



## PUBLIC TOILETS SEA WALL - PIER



Zeedijk 261  
8370 Blankenberge

- PATHWAY .....
- ENTRANCE.....
- TO THE TOILET.....
- TOILET DOOR
- Clearance in front of the toilet door ..150 cm
- Width of the toilet door..... 88 cm

### INSIDE THE TOILET

- Dimensions toilet space ..... 220 x 220 cm
- Clearance space in the toilet area ..... 150 cm
- Free space in front of the toilet ..... 120 cm
- Free space next to the toilet .....90 cm
- Number of safety rails .....2
- Sink.....



## PUBLIC TOILETS ROYAL SCARPHOUT YACHTCLUB



Havenplein 1  
8370 Blankenberge

- PATHWAY .....
- ENTRANCE.....
- TO THE TOILET.....
- TOILET DOOR
- Clearance in front of the toilet door ..150 cm
- Width of the toilet door.....90 cm

### INSIDE THE TOILET

- Dimensions toilet space ..... 252 x 217 cm
- Clearance space in the toilet area ..... 150 cm
- Free space in front of the toilet ..... 120 cm
- Free space next to the toilet .....90 cm
- Number of safety rails .....2
- Sink.....





# De Haan

[WWW.VISITDEHAAN.BE](http://WWW.VISITDEHAAN.BE)

A sea dyke with buildings from the Belle Époque: welcome to De Haan, a seaside city with an absolutely picturesque décor. The pastoral polders surrounding the city provide the perfect opportunity for walks and cycling trips. It's a glorious stay in De Haan. Even Albert Einstein kept a second residence here.



# 1 / VISIT AND EXPERIENCE

## SWIMMING POOL WIELINGENBAD



You can reach this swimming pool using the dike. Because the door to the changing rooms is too small, a front desk employee will open the double (exit) doors for you. Use of a regular wheelchair in the swimming pool is not allowed. There is also no swimming pool wheelchair available, so you have to bring your own. As an alternative for the walk-through shower, wheelchair users can use the staff entrance. You can use some assistance on the steep slope. Use of the hoist is possible near the large pool and the instruction pool. There is both an adjusted toilet near the front desk and near the swimming pool. A forward transfer in the toilet near the front desk can be a little more difficult due to the sink in front of the toilet. The cafeteria is accessible.

**Graaf Jansdijk 18**  
**8420 De Haan**  
**Tel: +32 (0)50 41 46 43**  
**E-mail: [wielingenbad@dehaan.be](mailto:wielingenbad@dehaan.be)**  
**Website: [www.dehaansport.be](http://www.dehaansport.be)**

# 2 / ACCESSIBLE BEACH

A paved path on the beach can be found in the Haan at the beach 'Leopoldplein', at the beach 'Vosseslag' and the beach near the Demey Slope in Wenduine.

# 3 / WHEELCHAIR BIKES AND WHEELCHAIRS RENTAL

## TANDEM

### FIETSHUIS CATRYSSE

Leopoldlaan 16, 8420 De Haan  
**Tel: +32 (0)59/ 23 43 77 of**  
**+32 (0)486 42 49 51**  
**Fax: +32 (0)59 23 79 59**  
**Website: [www.cattrysse.be](http://www.cattrysse.be)**

### FIETSVERRHURING ANDRE

Leopoldlaan 9-11, 8420 De Haan  
**Tel: +32 (0)59 23 37 89**  
**Fax: +32 (0)59 23 37 89**  
**E-mail: [fietsenandre@hotmail.com](mailto:fietsenandre@hotmail.com)**  
**Website: [www.fietsenandre.be](http://www.fietsenandre.be)**

### FREDDY LANGASKENS

Kervijnlaan 10,  
8420 Wenduine (De Haan)  
**Tel: +32 (0)50 41 67 13**





Wenduine >



N34

N34

N317

N34

N317





## 4 / FOOD AND DRINKS

### DE COQISSERIE



Koninklijke Baan 29 De Haan, +32 (0)59 43 00 43  
[info@decoqisserie.be](mailto:info@decoqisserie.be), [www.decoqisserie.be](http://www.decoqisserie.be)

#### ENTRANCE

Entrance ..... n.a. |  
 Width of the narrowest entrance door ..... 91 cm |

#### HALL

Table: wheelchair accessible height ..... 71 cm |   
 Table: wheelchair accessible depth ..... 31 cm |

#### TOILET

Width of the narrowest passage to the toilet ..... 96 cm |   
 Width of the narrowest door to the toilet ..... 88 cm |   
 Toilet door ..... 83 cm |   
 Free space next to the toilet ..... 172 cm |   
 Free space in front of the toilet ..... 58 cm |   
 Number of safety rails ..... 0 |

### RITA



Kerkstraat 34 Wenduine, +32 (0)50 41 19 90

#### ENTRANCE

Entrance ..... 23 cm |   
 Width of the narrowest entrance door ..... 90 cm |

#### HALL

Table: wheelchair accessible height ..... 65 cm |   
 Table: wheelchair accessible depth ..... 53 cm |

#### TOILET

Width of the narrowest passage to the toilet ..... 120 cm |   
 Width of the narrowest door to the toilet ..... 87 cm |   
 Toilet door ..... 89 cm |   
 Free space next to the toilet ..... 80 cm |   
 Free space in front of the toilet ..... 84 cm |   
 Number of safety rails ..... 1 |



Zeedijk 34-35 Wenduine, +32 (0)50 42 59 07  
 info@zeerust-wenduine.be, www.zeerust-wenduine.be

## ENTRANCE

Entrance..... 2 cm |

Width of the narrowest entrance door ..... 90 cm |

## HALL

Table: wheelchair accessible height..... 72 cm |

Table: wheelchair accessible depth ..... 31 cm |

## TOILET

Width of the narrowest passage to the toilet ..... 120 cm |

Width of the narrowest door to the toilet ..... |

Toilet door ..... 88 cm |

Free space next to the toilet..... 89 cm |

Free space in front of the toilet ..... 81 cm |

Number of safety rails ..... 0 |



# 5 / PUBLIC TOILETS

## PUBLIC TOILETS BEACH VOSSESLAG (SUN, SEA...CAREFREE)



Vosseslag z.n.  
 8420 De Haan Vosseslag

PATHWAY .....

ENTRANCE.....

TO THE TOILET.....

### TOILET DOOR

Clearance in front of the toilet door .. 150 cm

Width of the toilet door..... 90 cm

### INSIDE THE TOILET

Dimensions toilet space ..... 395 x 260 cm

Clearance space in the toilet area ..... 150 cm

Free space in front of the toilet ..... 120 cm

Free space next to the toilet ..... 90 cm

Number of safety rails ..... 2

Sink.....



## PUBLIC TOILETS COMMUNAL CENTRE 'T SCHELPESTIK



Vosseslag 131  
8420 De Haan Vosseslag

PATHWAY .....	👍
ENTRANCE.....	👎
TO THE TOILET.....	N.A.
<b>TOILET DOOR</b>	
Clearance in front of the toilet door ..	👍
Width of the toilet door.....	👍

### INSIDE THE TOILET

Dimensions toilet space .....	200 X 235 cm	
Clearance space in the toilet area .....	150 cm	👍
Free space in front of the toilet .....	130 cm	👍
Free space next to the toilet .....	220 cm	👍
Number of safety rails .....	2	👍
Sink.....		👎



## PUBLIC TOILETS SPORTS CENTRE HANEVELD



Nieuwe Steenweg 74  
8420 De Haan

PATHWAY .....	👍
ENTRANCE.....	👎
TO THE TOILET.....	👍
<b>TOILET DOOR</b>	
Clearance in front of the toilet door ..	👍
Width of the toilet door.....	👍

### INSIDE THE TOILET

Dimensions toilet space .....	170 X 270 cm	
Clearance space in the toilet area .....	150 cm	👍
Free space in front of the toilet .....	120 cm	👍
Free space next to the toilet .....	90 cm	👍
Number of safety rails .....	2	👍
Sink.....		👍







# BREDENE

[WWW.BREDENE.BE](http://WWW.BREDENE.BE)

A seaside city without the busy sea dyke? It does exist. Bredene is a true paradise for those seeking peace and quiet, and its dozens of campgrounds make it the camping municipality par excellence. There is also a specially delineated nude area for nudists. The large park, 't Paelsteenveld, provides you with a place to find peace and admire the colourful butterflies in the butterfly habitat.

# North Sea



**Bredene**

N34

De Haan >

N34

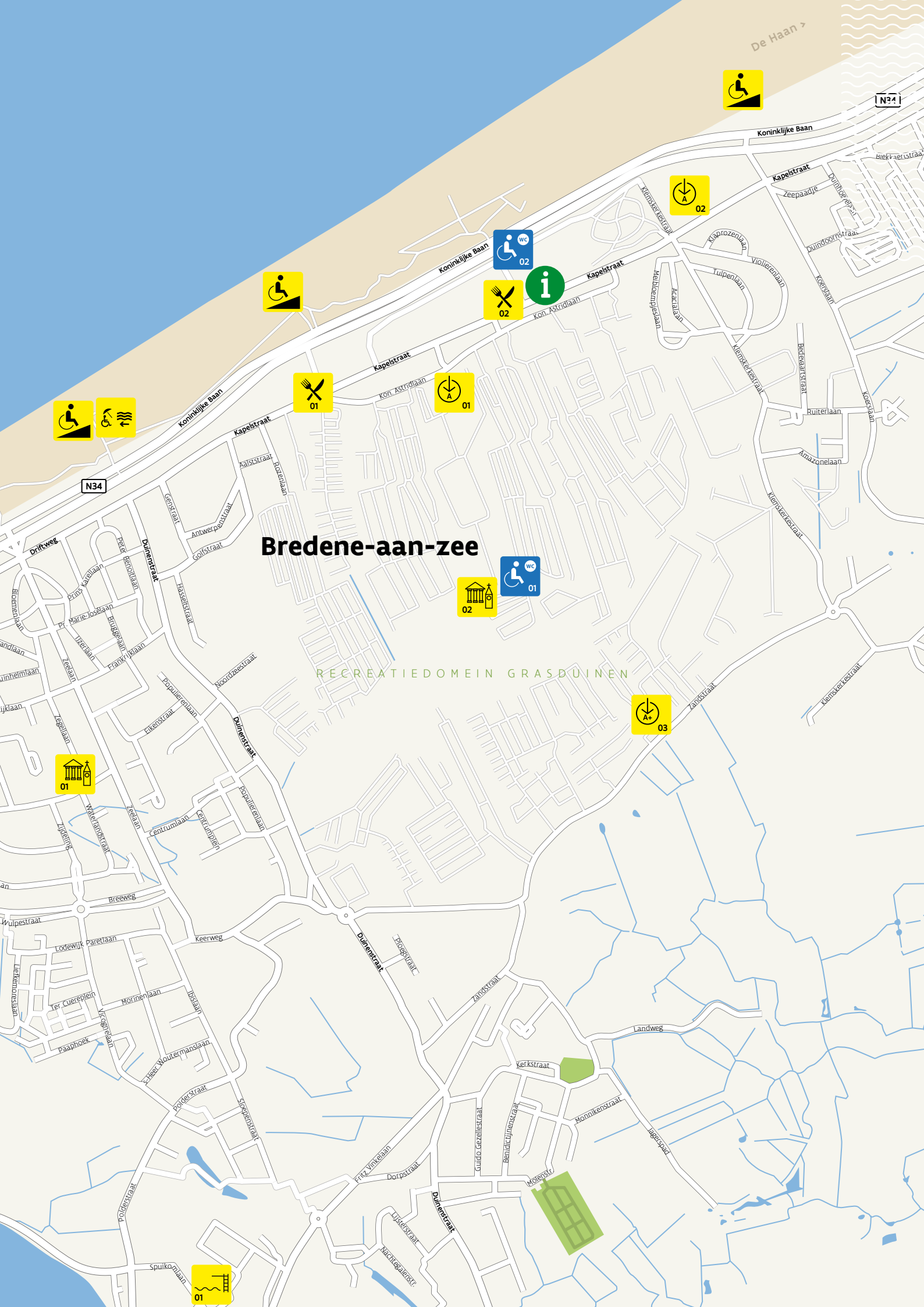


N34

# Bredene-aan-zee



RECREATIEDOMEIN GRASDUINEN





# 1 / VISIT AND EXPERIENCE

## TURKEYENHOF



Turkeyenhof is a renovated farmhouse from 1737 in the classical polder farm style. Turkeyenhof gives you a broad view on the past of the municipality and the area through an exhibit of old equipment, Gallo-Roman discoveries, photos and posters. You can get to know the equipment of the clog maker, carpenter, shoemaker, bluestone manufacturer and plumber, for example. Moreover, the museum accommodates an extensive collection of North Sea shells, fossils and mammoth remains that were fished from the North Sea by Flemish fishermen. Groups of more than 10 persons have to make reservations.

**Zegelaan 42**  
**8450 Bredene**  
**Tel: +32 (0)59 33 08 30**



Caution, this museum has not yet been investigated according to the TOEVLA method. Our information is based on the positive experiences of experienced experts. The museum is easily accessible for wheelchair users. There are no level differences by the entrance and the route through the museum also shows no bottlenecks.

## SWIMMING POOL TER POLDER



This swimming pool provides some facilities for wheelchair users, but some parts of the swimming pool are difficult to access due to small hallways. In the group changing room you can make the transfer to a swimming pool wheelchair. A door near the lockers takes you directly to the swimming pool so you can avoid the walk-through showers. However, you will need some assistance to bridge the threshold of 8 cm. There is a hoist available near the large pool. There is an adjusted toilet in the entrance hall. A forward transfer is not possible, but there is sufficient free space next to the toilet. There are no toilets in the wet area itself.

**Spuikomlaan 21**  
**8450 Bredene**  
**Tel: +32 (0)59 32 25 77**  
**E-mail: [sportdienst@bredene.be](mailto:sportdienst@bredene.be)**  
**Website: [www.bredene.be](http://www.bredene.be)**



An excellent new attraction is now available in Bredene for visitors who want to stay a few extra days but not necessarily at the beach. Recreational park Grasduinen is a green zone for sports and playing. Several mountain bike trails and a cycling and hiking path cross the park, and you will also find several sports fields, a fit-o-meter, a large pond, park toys and sanitary facilities.

Zandstraat, 8450 Bredene

**Tel:** +32 (0)59 56 19 70

**E-mail:** [toerisme@bredene.be](mailto:toerisme@bredene.be)

**Website:** [www.uitinbredene.be](http://www.uitinbredene.be)



The shower and the toilet are accessible for people with a disability (open every day in July and August between 9am and 6pm). You may need a push occasionally on the footpaths which have been paved with shells. All facilities are free for everyone. The entrance is located in Zandstraat near nr. 101, the car park is located near nr. 103.

## 2 / ACCESSIBLE BEACH

By the summer of 2015 wheelchair users will be able to take one of the two tunnels to the beach under the Koninklijke Baan near 'strandpost 2' (Duinegat) and 'strandpost 6' (Naaktstrand/Hippodroom).



## 3 / WHEELCHAIR BIKES AND WHEELCHAIRS RENTAL

### WHEELCHAIR BIKES AND WHEELCHAIR RENTAL

**RIJWIELEN HEIDI PINTE**

Kapelstraat 151, 8450 Bredene - **Tel:** +32 (0)59 44 65 26 - **E-mail:** [heidipinte@gmail.com](mailto:heidipinte@gmail.com)



## 4 / FOOD AND DRINKS

### BISTREAU (STAF VERSLUYS CENTRUM)



Kapelstraat 76b Bredene-Bad, +32 (0)478 36 70 02  
info@bistreau.be, www.bistreau.be

#### ENTRANCE

Entrance ..... 2 cm | |  
Width of the narrowest entrance door ..... 80 cm |

#### HALL

Table: wheelchair accessible height ..... 70 cm | |  
Table: wheelchair accessible depth ..... 58 cm |

#### TOILET

Width of the narrowest passage to the toilet  
..... 120 cm | |  
Width of the narrowest door to the toilet  
..... 85 cm | |  
Toilet door ..... 87 cm | |  
Free space next to the toilet ..... 95 cm | |  
Free space in front of the toilet ..... 150 cm | |  
Number of safety rails ..... 1 |

### M DUE



Kapelstraat 125 Bredene-Bad, +32 (0)476 79 01 34  
haike.urschel@telenet.be, www.mdue.be

#### ENTRANCE

Entrance ..... 5 cm | |  
Width of the narrowest entrance door ..... 88 cm |

#### HALL

Table: wheelchair accessible height ..... 74 cm | |  
Table: wheelchair accessible depth ..... 40 cm |

#### TOILET

Width of the narrowest passage to the toilet  
..... 120 cm | |  
Width of the narrowest door to the toilet  
..... 77 cm | |  
Toilet door ..... 78 cm | |  
Free space next to the toilet ..... 85 cm | |  
Free space in front of the toilet ..... 115 cm | |  
Number of safety rails ..... 2 |



# 5 / PUBLIC TOILETS

## 9.5.1 PUBLIC TOILETS RECREATION-DOMAIN GRASDUINEN



Koningin Astridlaan / Zandstraat z.n.  
8450 Bredene

PATHWAY .....	👍
ENTRANCE.....	👎
TO THE TOILET.....	👍
<b>TOILET DOOR</b>	
Clearance in front of the toilet door ..150 cm	👍
Width of the toilet door.....90 cm	👍

### INSIDE THE TOILET

Dimensions toilet space .....	218 x 218 cm	
Clearance space in the toilet area .....	150 cm	👍
Free space in front of the toilet .....	100 cm	👎
Free space next to the toilet .....	90 cm	👍
Number of safety rails .....	2	👍
Sink.....		👍



## PUBLIC TOILETS STAF VERSLUYS MEETING AND EVENT CENTRE



Kapelstraat 76  
8450 Bredene

PATHWAY .....	👍
ENTRANCE.....	👍
TO THE TOILET.....	👍
<b>TOILET DOOR</b>	
Clearance in front of the toilet door ..150 cm	👍
Width of the toilet door.....87 cm	👍

### INSIDE THE TOILET

Dimensions toilet space .....	165 x 220 cm	
Clearance space in the toilet area .....	150 cm	👍
Free space in front of the toilet .....	120 cm	👍
Free space next to the toilet .....	90 cm	👍
Number of safety rails .....	1	👎
Sink.....		👍







# OSTEND

[WWW.VISITOOSTENDE.BE](http://WWW.VISITOOSTENDE.BE)

At the 'City by the Sea', over five and a half miles of sandy beaches invite you to delightful sunbathing and a refreshing dip in the North Sea. After frolicking in the sun, take a walk down the promenade where you will find many shops, bars and restaurants. Ostend is a cosmopolitan city with a harbour, yacht-basin, airport and over 50 hotels. Visitors will be amazed by all there is to see and do. All year round, many activities take place.





# 1 / VISIT AND EXPERIENCE

## MU.ZEE



A visit to Mu.ZEE is an exciting journey of discovery through the history of modern and contemporary Belgian art. The museum offers an excellent overview of art dating from 1850 until the present day: from work by James Ensor and Léon Spilliaert, to work by Roger Raveel, Luc Tuymans and Valérie Mannaerts. Each year, Mu.ZEE organises several large and small temporary exhibitions that are always connected in some way to the permanent collection.

**Romestraat 11**  
**8400 Oostende**  
**Tel:** +32 (0)59 50 81 18  
**E-mail:** [info@muzee.be](mailto:info@muzee.be)  
**Website:** [www.muzee.be](http://www.muzee.be)



Some help may be required at times to open doors. There are a few narrow corridors in the exhibition areas (80 cm.). There is an easily accessible lift to take you to the upper floors. You will need some help on the long ramps on floors +1 and +2. Disabled toilets are available although the washbasin does not have automatic taps and the position of the safety rail makes it less easy to use.



The youth workshop takes children and youth with a mental and/or physical disability along on a creative voyage of discovery through the museum. The basis of the tour are exciting stories about the artwork and a creative activity. Reservations are required.

For groups with a mental disability a custom tour can be provided which focuses on a specific theme in which 'seeing' and 'enjoying' take a central place. Reservations are required.









## RAVERSYDE: ATLANTIKWALL/ ANNO 1465/ NATURE PARK



Nieuwpoortsesteenweg 636, 8400 Oostende

Tel: +32 (0)59 70 22 85 - E-mail: [info@raversyde.be](mailto:info@raversyde.be) - Website: [www.raversyde.be](http://www.raversyde.be)

The Atlantik Wall military defence bunkers are one of the top attractions on the coast and one of the three museums in the Provincial Domain of Raversyde. A unique set of bunkers and trenches from the First and Second World Wars. The museum is the ideal place to gain an impression of what it was like on the “Longest Day”. The Prince Charles Memorial is a reminder of the period when the Prince Regent stayed on the estate. The Walraversijde archaeolo-

gical site (ANNO 1465) goes even further back in time and allows you to experience a 15th century fisherman’s life. Raversyde Nature Park has been beautifully landscaped recently. It is the only piece of nature area located close to the sea, the ideal location for a breath of fresh air, to unwind completely and allow all the impressions of Raversyde to settle.

Unfortunately the Atlantik Wall is not accessible by wheelchair, but in the building at the beginning of the tour you can watch a film about this historic defensive wall. The museum and the projection room at ANNO 1465 are easily accessible. Over there, you will also find an adjusted toilet with safety rails. The clearance space in front of the toilet is limited to 103 cm though.



The reconstructed houses are more difficult to access due to the sometimes small and low passages and the limited circulation space here. The upper floors of the houses are also not wheelchair accessible. The house of prince Karel is accessible, but the small passages can be cumbersome. The Nature Park is also easily accessible. The Cafeteria ‘Walrave’ has not yet been investigated according to the TOEVLA method.



Visitors will receive an audio guide for their visit to the Atlantikwall and ANNO 1465.





## FORT NAPOLEON



**Vuurtorenweg, 8400 Oostende**

**Tel:** +32 (0)59 32 00 48 - **E-mail:** [info-fort@fort-napoleon.be](mailto:info-fort@fort-napoleon.be) - **Website:** [www.fortnapoleon.be](http://www.fortnapoleon.be)

At the end of the 18th century, France annexes our regions. Napoleon fears an attack from England to the harbour of Ostend and therefore orders the construction of an imposing fortress in the dunes in 1811. A British attack never happens however: the fortress only serves as an arms depot and as a residence for the French army. After the fall of Napoleon in 1814 it falls prey to theft and vandalism. In both world wars the fortress again serves a

purpose as an artillery unit for the German army. Immerse yourself in 2 centuries of history...



Wheelchair users may need help on the steep access path. The exhibition areas on the ground floor are accessible to wheelchair users. Thanks to projections on a screen you can also enjoy the panoramic view from the roof terrace that is not accessible to wheelchair users. A lift (a little bit of a tight fit: 100x115 cm), takes you to the exhibition rooms on the basement floors. Because of the uneven surface in the cellar (bricks and cobblestones), you will probably need some help. The side rooms that open onto the central corridor are only accessible via stairs. There is a disabled toilet that can be accessed from the restaurant. There is also a disabled toilet that is accessible from the exhibition rooms. You will need to ask for the key at the reception desk.



There's an audio guide available.



## EXPLORADO



A visit to Ostend is definitely worthwhile for families with children, schools, and other groups of children. Young and old are welcome in the brand-new Explorado Family Adventure Science Park to explore the “World of Explorado”. This adventure and science park combines spectacular attractions with educational, interactive exhibits, Clever Shows and exciting programs for children’s birthday parties. Young and old alike are treated to tons of science and adventure. Having fun makes you smart!

**Fortstraat 128b**  
**8400 Oostende**

**Tel:** +32 (0)59 70 00 01

**EE-mail:** [info@explorado-oostende.be](mailto:info@explorado-oostende.be)

**Website:** [www.explorado-oostende.be](http://www.explorado-oostende.be)



A large part of Explorado is accessible to wheelchairs. The entrance door is somewhat heavy and the threshold is 3 cm high. The hallways are sufficiently wide, and there is only one narrow 90 cm wide spot on the first floor. The lift is spacious. Most of the experience elements can be used quite well from a wheelchair, although they are not always completely suitable for wheelchairs. The Apollo 3000 attraction does require transferring from your wheelchair into the special chairs. The Richter 7 attraction has a number of steep inclines. The cafeteria is also accessible. There is limited space to manoeuvre a wheelchair under the tables. There is a spacious adapted toilet with a support rail, but there is only 71 cm of space next to the toilet bowl.

The North Sea is a boring sea? Definitely not! Compared to many of the tropical waters that speak to the imagination, the North Sea, the Channel and the Irish Sea are very healthy seas, which provide a residence to a surprisingly varied group of plants and animals. The collection of the museum is kept alive by fishermen who bring aquarium material from the North Sea, the Channel and the Irish Sea. In the Noordzee Aquarium, they live protected in 13 separate aquariums. And in most cases, literally at a stone's throw away from their natural habitat. The museum also houses a collection of fossils, shells and dried and stuffed sea creatures.

**Visserskaai**  
**8400 Oostende**  
**E-mail:** [noordzeeaquarium@oostende.be](mailto:oordzeeaquarium@oostende.be)  
**Website:** [www.visitoostende.be](http://www.visitoostende.be)



You reach the North Sea Aquarium through the barrier-free path on the dockside of the Visserskaai. The museum is accessible to wheelchair users; the aquariums are clearly visible while sitting. There are no toilets in the museum. The public sanitary facilities which are located just next to the museum do not include an adjusted toilet.

## 2 / ACCESSIBLE BEACH

To optimise the accessibility of the beach during the summer months for less mobile people the city of Ostend provides metal plates at various locations up to the high tide mark. You can find this metal construction at the Parijsstraat (Venetiaanse Gaanderijen) and the Dikmuidestraat (Ravelingen, Belgian Sea Institute).



## 3 / WHEELCHAIR BIKES AND WHEELCHAIR RENTAL

### BEACH WHEELCHAIR

The city of Ostend has some beach buggies. The flexible buggy negotiates the shifting sand effortlessly and floats on water. You can get more information from the Social Services (Christine Willaert, +32 (0)59 80 55 00). The buggies are rented out at Kurioosa on the seafront, and the Belgian marine institute for orthopedics (Zeedijk, 286) provides beach wheelchairs.

**Zeedijk 286-288, 8400 Oostende**  
Tel: +32 (0)59 70 51 81

### TANDEM/ELEKTRIC BIKE

#### FIETSPUNT OOSTENDE (train station)

Tel: +32 (0)475 69 61 48

#### DIRK

**Zeedijk 153A 8400 Oostende**  
Tel: +32(0)59/ 80 63 48 of +32(0)59/806348 (also tandems with extra steering wheel at the back)

#### GINO VERHUUR

**Kemmelbergstraat 40 8400 Oostende**  
Tel: +32 (0)59/ 50 06 23 of  
+32 (0)486/ 36 14 94,  
Fax: +32 (0)59/ 50 06 23,  
E-mail: [info@ginocarts.be](mailto:info@ginocarts.be)  
Website: [www.ginocarts.be](http://www.ginocarts.be)  
(also tandems with extra steering wheel at the back)

#### KRISCROSS

**Zeedijk 92A 8400 Oostende**  
Tel: +32 (0)59/ 80 78 00

#### VERHURINGEN LINDA (tandem)

**Albert 1 Promenade 28 8400 Oostende**  
Tel: +32 (0)59/ 51 70 39 of  
+32 (0)498/ 50 82 91  
Fax: +32 (0)59/ 51 70 39  
E-mail: [verhuringenlinda@skynet.be](mailto:verhuringenlinda@skynet.be)  
Website: [www.lindacarts.be](http://www.lindacarts.be)

#### NICO - FUN ON WHEELS

**Albert I-Promenade 44A 8400 Oostende**  
Tel: +32 (0)59/23.34.81 of  
+32 (0)477/ 30 05 51  
E-mail: [info@nicokarts.be](mailto:info@nicokarts.be)  
Website: [www.nicokarts.be](http://www.nicokarts.be)

#### SANDRA STRANDFIETSEN

**Albert I Promenade 16, 8400 Oostende**  
Tel: +32 (0)478 40 79 21  
E-mail: [info@sandra-strandfietsen.be](mailto:info@sandra-strandfietsen.be)  
(also tandems with extra steering wheel at the back)





## 4 / FOOD AND DRINKS

### BELVEDERE



Zeedijk 90 / Koningin Astridlaan 11

#### ENTRANCE

Entrance ..... n.a. |  
 Width of the narrowest entrance door ..... 87 cm |

#### HALL

Table: wheelchair accessible height ..... 65 cm |   
 Table: wheelchair accessible depth ..... 60 cm |

#### TOILET

Width of the narrowest passage to the toilet  
 ..... 80 cm |   
 Width of the narrowest door to the toilet  
 ..... n.a.  
 Toilet door ..... 81 cm |   
 Free space next to the toilet ..... 96 cm |   
 Free space in front of the toilet ..... 72 cm |   
 Number of safety rails ..... 2 |

### BISTRO CHOPIN



Achturenplein 1, +32 (0)475 94 08 62  
[www.bistrochopin.be](http://www.bistrochopin.be)

#### ENTRANCE

Entrance ..... 2 cm |   
 Width of the narrowest entrance door ..... 164 cm |

#### HALL

Table: wheelchair accessible height ..... 70 cm |   
 Table: wheelchair accessible depth ..... 52 cm |

#### TOILET

Width of the narrowest passage to the toilet  
 ..... 120 cm |   
 Width of the narrowest door to the toilet  
 ..... 164 cm |   
 Toilet door ..... 85 cm |   
 Free space next to the toilet ..... 96 cm |   
 Free space in front of the toilet ..... 84 cm |   
 Number of safety rails ..... 0 |



# BRASSERIE ALFONS



Vindictivelaan 1A, +32 (0)59 41 24 80  
tom.labens@hotmail.com

## ENTRANCE

Entrance ..... n.a. |  
Width of the narrowest entrance door ..... 92 cm |

## HALL

Table: wheelchair accessible height ..... 70 cm |   
Table: wheelchair accessible depth ..... 40 cm |

## TOILET

Width of the narrowest passage to the toilet ..... 128 cm |   
Width of the narrowest door to the toilet ..... 99 cm |   
Toilet door ..... 98 cm |   
Free space next to the toilet ..... 90 cm |   
Free space in front of the toilet ..... 120 cm |   
Number of safety rails ..... 2 |



Width of the narrowest door to the toilet

..... 89 cm |   
Toilet door ..... 91 cm |   
Free space next to the toilet ..... 107 cm |   
Free space in front of the toilet ..... 76 cm |   
Number of safety rails ..... 0 |



# CHEZ NOUS



Visserskaai 45, +32 (0)59 80 92 00  
info@chez-nous.be, www.chez-nous.be

## ENTRANCE

Entrance ..... 32 cm |   
Width of the narrowest entrance door ..... 85 cm |

## HALL

Table: wheelchair accessible height ..... 70 cm |   
Table: wheelchair accessible depth ..... 64 cm |

## TOILET

Width of the narrowest passage to the toilet ..... 120 cm |   
Width of the narrowest door to the toilet ..... 87 cm |   
Toilet door ..... 87 cm |   
Free space next to the toilet ..... 94 cm |   
Free space in front of the toilet ..... 142 cm |   
Number of safety rails ..... 1 |



# CAFÉ LEFFE



Wapenplein 10, +32 (0)59 50 47 82  
info@leffeostende.be, www.leffeostende.be

## ENTRANCE

Entrance ..... n.a. |  
Width of the narrowest entrance door ..... 85 cm |

## HALL

Table: wheelchair accessible height ..... 74 cm |   
Table: wheelchair accessible depth ..... 32 cm |

## TOILET

Width of the narrowest passage to the toilet ..... 84 cm |

## DE BOEIE



Kerkstraat 35, +32 (0)59 43 50 10  
nathalie.vanhulle@sho.be, www.sho.be

### ENTRANCE

Entrance ..... n.a.  
Width of the narrowest entrance door ..... 117 cm |

### HALL

Table: wheelchair accessible height ..... 67 cm |   
Table: wheelchair accessible depth ..... 70 cm |

### TOILET

Width of the narrowest passage to the toilet ..... 94 cm |   
Width of the narrowest door to the toilet ..... n.a. |  
Toilet door ..... 97 cm |   
Free space next to the toilet ..... 164 cm |   
Free space in front of the toilet ..... 94 cm |   
Number of safety rails ..... 1 |



Width of the narrowest door to the toilet ..... 87 cm |   
Toilet door ..... 91 cm |   
Free space next to the toilet ..... 102 cm |   
Free space in front of the toilet ..... 52 cm |   
Number of safety rails ..... 2 |



## DOLCE MARE



Visserskaai 19, +32 (0)59 70 28 38  
dolce.mare@hotmail.be

### ENTRANCE

Entrance ..... 8 cm |   
Width of the narrowest entrance door ..... 80 cm |

### HALL

Table: wheelchair accessible height ..... 73 cm |   
Table: wheelchair accessible depth ..... 100 cm |

### TOILET

Width of the narrowest passage to the toilet ..... 76 cm |   
Width of the narrowest door to the toilet ..... n.a.  
Toilet door ..... 86 cm |   
Free space next to the toilet ..... 105 cm |   
Free space in front of the toilet ..... 116 cm |   
Number of safety rails ..... 0 |



## DE VOLKSBOND



Kan. Dr. Colenstraat 7, +32 (0)59 55 25 86  
saartje\_rouzee@hotmail.com

### ENTRANCE

Entrance ..... n.a.  
Width of the narrowest entrance door ..... 93 cm |

### HALL

Table: wheelchair accessible height ..... 70 cm |   
Table: wheelchair accessible depth ..... 52 cm |

### TOILET

Width of the narrowest passage to the toilet ..... 120 cm |

## ENTOURAGE



Wapenplein 16, +32 (0)59 43 90 99  
entourage-oostende@telenet.be

### ENTRANCE

Entrance ..... n.a. |  
Width of the narrowest entrance door ..... 120 cm |

### HALL

Table: wheelchair accessible height ..... 71 cm |   
Table: wheelchair accessible depth ..... 40 cm |

### TOILET

Width of the narrowest passage to the toilet  
..... n.a. |  
Width of the narrowest door to the toilet  
..... 87 cm |   
Toilet door ..... 85 cm |   
Free space next to the toilet ..... 90 cm |   
Free space in front of the toilet ..... 130 cm |   
Number of safety rails ..... 1 |



Width of the narrowest door to the toilet

..... n.a.  
Toilet door ..... 90 cm |   
Free space next to the toilet ..... 98 cm |   
Free space in front of the toilet ..... 150 cm |   
Number of safety rails ..... 2 |



## LA MOULINIÈRE



Visserskaai 17-18, +32 (0)59 50 87 00

### ENTRANCE

Entrance ..... 6 cm |   
Width of the narrowest entrance door ..... 86 cm |

### HALL

Table: wheelchair accessible height ..... 76 cm |   
Table: wheelchair accessible depth ..... 35 cm |

### TOILET

Width of the narrowest passage to the toilet  
..... n.a.  
Width of the narrowest door to the toilet  
..... 87 cm |   
Toilet door ..... 87 cm |   
Free space next to the toilet ..... 95 cm |   
Free space in front of the toilet ..... 205 cm |   
Number of safety rails ..... 0 |



## GROENEVELD



Torhoutsesteenweg 655, +32 (0)59 80 86 51  
info@hotelgroeneveld.be, www.hotelgroeneveld.be

### ENTRANCE

Entrance ..... 8 cm |   
Width of the narrowest entrance door ..... 96 cm |

### HALL

Table: wheelchair accessible height ..... 70 cm |   
Table: wheelchair accessible depth ..... 60 cm |

### TOILET

Width of the narrowest passage to the toilet  
..... 120 cm |



# MELINDA



Mercatorlaan 21, +32 (0)58 80 72 72  
[info@melinda.be](mailto:info@melinda.be), [www.melinda.be](http://www.melinda.be)

## ENTRANCE

Entrance ..... n.a. |  
 Width of the narrowest entrance door ..... 140 cm |

## HALL

Table: wheelchair accessible height ..... 70 cm |   
 Table: wheelchair accessible depth ..... 40 cm |

## TOILET

Width of the narrowest passage to the toilet  
 ..... n.a.  
 Width of the narrowest door to the toilet  
 ..... n.a.  
 Toilet door ..... 88 cm |   
 Free space next to the toilet ..... 103 cm |   
 Free space in front of the toilet ..... 108 cm |   
 Number of safety rails ..... 2 |



..... 91 cm |   
 Toilet door ..... 82 cm |   
 Free space next to the toilet ..... 97 cm |   
 Free space in front of the toilet ..... 170 cm |   
 Number of safety rails ..... 1 |



# OLD INN



Louisastraat 12, +32 (0)59 70 50 60  
[verbeek.rene@telenet.be](mailto:verbeek.rene@telenet.be)

## ENTRANCE

Entrance ..... 18 cm |   
 Width of the narrowest entrance door ..... 78 cm |

## HALL

Table: wheelchair accessible height ..... 00 cm |   
 Table: wheelchair accessible depth ..... 00 cm |

## TOILET

Width of the narrowest passage to the toilet  
 ..... 120 cm |   
 Width of the narrowest door to the toilet  
 ..... 79 cm |   
 Toilet door ..... 83 cm |   
 Free space next to the toilet ..... 105 cm |   
 Free space in front of the toilet ..... 61 cm |   
 Number of safety rails ..... 0 |



# MOBY DICK



Visserskaai 6, +32 (0)59 80 01 37

## ENTRANCE

Entrance ..... n.a.  
 Width of the narrowest entrance door ..... 100 cm |

## HALL

Table: wheelchair accessible height ..... 72 cm |   
 Table: wheelchair accessible depth ..... 30 cm |

## TOILET

Width of the narrowest passage to the toilet  
 ..... 90 cm |   
 Width of the narrowest door to the toilet

## VAYAMUNDO - DE GROTE REDE



Zeedijk 290, +32 (0)59 55 27 54

[www.vayamundo.be/nl/kust/culinair/de-grote-rede](http://www.vayamundo.be/nl/kust/culinair/de-grote-rede)

### ENTRANCE

Entrance ..... n.a. |  
 Width of the narrowest entrance door ..... 148 cm |

### HALL

Table: wheelchair accessible height ..... 70 cm |   
 Table: wheelchair accessible depth ..... 35 cm |

### TOILET

Width of the narrowest passage to the toilet ..... 100 cm |   
 Width of the narrowest door to the toilet ..... n.a. |  
 Toilet door ..... 92 cm |   
 Free space next to the toilet ..... 100 cm |   
 Free space in front of the toilet ..... 100 cm |   
 Number of safety rails ..... 2 |



Width of the narrowest door to the toilet ..... 178 cm |   
 Toilet door ..... 92 cm |   
 Free space next to the toilet ..... 100 cm |   
 Free space in front of the toilet ..... 100 cm |   
 Number of safety rails ..... 1 |



## VAYAMUNDO - DE KOKPIT



Zeedijk 290, +32 (0)59 55 27 54

[www.vayamundo.be/nl/kust/culinair/de-kokpit](http://www.vayamundo.be/nl/kust/culinair/de-kokpit)

### ENTRANCE

Entrance ..... n.a. |  
 Width of the narrowest entrance door ..... 95 cm |

### HALL

Table: wheelchair accessible height ..... 69 cm |   
 Table: wheelchair accessible depth ..... 35 cm |

### TOILET

Width of the narrowest passage to the toilet ..... 151 cm |   
 Width of the narrowest door to the toilet ..... n.a. |  
 Toilet door ..... 87 cm |   
 Free space next to the toilet ..... 100 cm |   
 Free space in front of the toilet ..... 110 cm |   
 Number of safety rails ..... 1 |



## VAYAMUNDO - DEN ENSOR



Zeedijk 290, +32 (0)59 55 27 54

[www.vayamundo.be/nl/kust/culinair/brasserie-den-ensor](http://www.vayamundo.be/nl/kust/culinair/brasserie-den-ensor)

### ENTRANCE

Entrance ..... n.a. |  
 Width of the narrowest entrance door ..... 151 cm |

### HALL

Table: wheelchair accessible height ..... 72 cm |   
 Table: wheelchair accessible depth ..... 40 cm |

### TOILET

Width of the narrowest passage to the toilet ..... 100 cm |

## RESTAURANT RENOMMEE



Albert I-Promenade 60, +32 (0)59 80 66 11  
[info@derennomnee.be](mailto:info@derennomnee.be), [www.derennomnee.be](http://www.derennomnee.be)

### ENTRANCE

Entrance ..... 19 cm | 🚫  
 Width of the narrowest entrance door ..... 76 cm | 🚫

### HALL

Table: wheelchair accessible height ..... 75 cm | 👍  
 Table: wheelchair accessible depth ..... 60 cm | 👍

### TOILET

Width of the narrowest passage to the toilet  
 ..... 91 cm | 🚫  
 Width of the narrowest door to the toilet  
 ..... n.a.  
 Toilet door ..... 73 cm | 🚫  
 Free space next to the toilet ..... 75 cm | 🚫  
 Free space in front of the toilet ..... 97 cm | 🚫  
 Number of safety rails ..... 1 | 🚫



Width of the narrowest door to the toilet

..... n.a.  
 Toilet door ..... 87 cm | 👍  
 Free space next to the toilet ..... 80 cm | 🚫  
 Free space in front of the toilet ..... 150 cm | 👍  
 Number of safety rails ..... 1 | 🚫



## 'T BOTTELTJE



Louisalaan 19, +32 (0)59 70 09 28  
[info@hotelmarion.be](mailto:info@hotelmarion.be), [www.hotelmarion.be/cafe-bot-teltje](http://www.hotelmarion.be/cafe-bot-teltje)

### ENTRANCE

Entrance ..... 23 cm | 🚫  
 Width of the narrowest entrance door ... 2 x 65 cm | 🚫

### HALL

Table: wheelchair accessible height ..... 65 cm | 🚫  
 Table: wheelchair accessible depth ..... 80 cm | 👍

### TOILET

Width of the narrowest passage to the toilet  
 ..... n.a.  
 Width of the narrowest door to the toilet  
 ..... 92 cm | 👍  
 Toilet door ..... 90 cm | 👍  
 Free space next to the toilet ..... 95 cm | 👍  
 Free space in front of the toilet ..... 110 cm | 🚫  
 Number of safety rails ..... 2 | 👍



## 'T BOOTHUIS



Visserskaai 45, +32 (0)59 80 92 00  
[info@chez-nous.be](mailto:info@chez-nous.be), [www.chez-nous.be](http://www.chez-nous.be)

### ENTRANCE

Entrance ..... n.a. |  
 Width of the narrowest entrance door ..... 85 cm | 👍

### HALL

Table: wheelchair accessible height ..... 64 cm | 🚫  
 Table: wheelchair accessible depth ..... 57 cm | 🚫

### TOILET

Width of the narrowest passage to the toilet  
 ..... 87 cm | 🚫

## 5 / PUBLIC TOILETS

### PUBLIC TOILETS AZ DAMIAAN - HEILIG HART



Gouwelozestraat 100  
8400 Oostende

PATHWAY .....	👍
ENTRANCE.....	👍
TO THE TOILET.....	👍
<b>TOILET DOOR</b>	
Clearance in front of the toilet door ..150 cm	👍
Width of the toilet door.....90 cm	👍

#### INSIDE THE TOILET

Dimensions toilet space .....	192 x 218 cm	👍
Clearance space in the toilet area .....	150 cm	👍
Free space in front of the toilet .....	120 cm	👍
Free space next to the toilet .....	90 cm	👍
Number of safety rails .....	2	👍
Sink.....		👍



### PUBLIC TOILETS OC 'T VIOOLTJE



Violierenlaan 3B 3 B  
8400 Oostende

PATHWAY .....	👍
ENTRANCE.....	👍
TO THE TOILET.....	👍
<b>TOILET DOOR</b>	
Clearance in front of the toilet door ..150 cm	👍
Width of the toilet door.....90 cm	👍

#### INSIDE THE TOILET

Dimensions toilet space .....	160 x 257 cm	
Clearance space in the toilet area .....	150 cm	👍
Free space in front of the toilet .....	100 cm	👎
Free space next to the toilet .....	90 cm	👍
Number of safety rails .....		
Safety rail(s), but difficult to handle		👎
Sink.....		👍





## PUBLIC TOILETS OC DE SCHAPERYE



Steenovenstraat 86  
8400 Oostende

PATHWAY .....	👍
ENTRANCE.....	👉
TO THE TOILET.....	👉
<b>TOILET DOOR</b>	
Clearance in front of the toilet door ...122 cm	👉
Width of the toilet door..... 88 cm	👍

### INSIDE THE TOILET

Dimensions toilet space .....	163 x 228 cm	
Clearance space in the toilet area .....	150 cm	👍
Free space in front of the toilet .....	92 cm	👉
Free space next to the toilet .....	90 cm	👍
Number of safety rails .....	2	👍
Sink.....		👍



## PUBLIC TOILETS LIBRARY KRIS LAMBERT



Wellingtonstraat 7  
8400 Oostende

PATHWAY .....	👉
ENTRANCE.....	👉
TO THE TOILET.....	👍
<b>TOILET DOOR</b>	
Clearance in front of the toilet door ..150 cm	👍
Width of the toilet door..... 86 cm	👍

### INSIDE THE TOILET

Dimensions toilet space .....	170 x 200 cm	
Clearance space in the toilet area .....	150 cm	👍
Free space in front of the toilet .....	103 cm	👉
Free space next to the toilet .....	90 cm	👍
Number of safety rails .....		
Safety rail(s), but difficult to handle		👉
Sink.....		👉



## PUBLIC TOILETS TRAIN STATION OSTEND



Natiënkaai 5  
8400 Oostende

PATHWAY .....	👍
ENTRANCE.....	👉
TO THE TOILET.....	👍
<b>TOILET DOOR</b>	
Clearance in front of the toilet door .150 cm	👍
Width of the toilet door..... 85 cm	👍

### INSIDE THE TOILET

Dimensions toilet space .....	173 x 222 cm	
Clearance space in the toilet area .....	150 cm	👍
Free space in front of the toilet .....	120 cm	👍
Free space next to the toilet .....	90 cm	👍
Number of safety rails .....	2	👍
Sink.....		👍



## PUBLIC TOILETS BEACH DIKSMUIDE- STRAAT (SUN, SEA... CAREFREE)



Diksmuidestraat z.n.  
8400 Oostende

PATHWAY .....	👍
ENTRANCE.....	👍
TO THE TOILET.....	N.A.
<b>TOILET DOOR</b>	
Clearance in front of the toilet door ..	150 cm 👍
Width of the toilet door.....	90 cm 👍

### INSIDE THE TOILET

Dimensions toilet space .....	280 x 200 cm	
Clearance space in the toilet area .....	150 cm	👍
Free space in front of the toilet .....	120 cm	👍
Free space next to the toilet .....	90 cm	👍
Number of safety rails .....	2	👍
Sink.....		👍



## PUBLIC TOILETS HOSPITAL AZ SINT- JAN CAMPUS HENRI SERRUYS



Kaïrostraat 84  
8400 Oostende

PATHWAY .....	👍
ENTRANCE.....	👎
TO THE TOILET.....	N.A.
<b>TOILET DOOR</b>	
Clearance in front of the toilet door ..	150 cm 👍
Width of the toilet door.....	107 cm 👍

### INSIDE THE TOILET

Dimensions toilet space .....	206 x 210 cm	
Clearance space in the toilet area .....	150 cm	👍
Free space in front of the toilet .....	130 cm	👍
Free space next to the toilet .....	80 cm	👎
Number of safety rails .....	2	👍
Sink.....		👎



# 6 / TOURIST OFFICE

## TOURIST OFFICE OSTEND



You might need a push at the sloping threshold at the entrance door. The office is easily accessible. There is a lowered information desk suitable for wheelchair users, although the depth of the desk is limited. The leaflets and the brochures are well within reach and an iPad is available at the low information desk.

**Monacoplein 2, 8400 Oostende**

**Tel:** +32 (0)59 70 11 99

**Fax:** +32 (0)59 70 34 77

**E-mail:** [info@visitoostende.be](mailto:info@visitoostende.be)

**Website:** [www.visitoostende.be](http://www.visitoostende.be)





# MIDDELKERKE

[WWW.MIDDELKERKE.BE](http://WWW.MIDDELKERKE.BE)

Middelkerke is the ideal destination for a beach holiday with the kids, while at the same time being an excellent starting point for cycling or walking trips. Face the sea breeze on the long beach promenade full of shops and café terraces, or take a chance and roll the dice in the casino. The famous Art Nouveau hotel, Grand Hotel Bellevue, is also a pearl worth admiring.







# MIDDELKERKE

PARK VAN  
MIDDELKERKE



N34

N34

Raversijde >

Westendeleaan

Spermaliestraat

## 2 / WHEELCHAIR BIKES AND WHEELCHAIR RENTAL

### ELECTRIC BIKE

#### JACOBS

Westendelaan 317, 8434 Westende  
Tel: +32 (0)58/ 23 78 65  
Fax: +32 (0)58 24 38 93

#### CASINO/DE JONGHE-ROMMEL

Zeedijk 102 - Leopoldlaan 60  
8430 Middelkerke  
Tel: +32 (0)59/ 30 07 68  
Fax: +32 (0)59/ 31 09 12  
E-mail: [info@fietsenhuis-dejonghe-rommel.be](mailto:info@fietsenhuis-dejonghe-rommel.be) of  
[info@verhuring-dejonghe-rommel.be](mailto:info@verhuring-dejonghe-rommel.be)  
Website: [www.dejonghe-rommel.be](http://www.dejonghe-rommel.be) of  
[www.verhuring-dejonghe-rommel.be](http://www.verhuring-dejonghe-rommel.be)

#### COASTBIKES/QUISS-TAX

Zeedijk 77-78, 8430 Middelkerke  
Tel: +32 (0)477 33 42 39  
E-mail: [info@coastbikes.be](mailto:info@coastbikes.be)  
Website: [www.coastbikes.be](http://www.coastbikes.be)

#### JOLI SPORT

Essex Scottishlaan 26, 8434 Westende  
Tel: +32 (0)58/ 23 52 82  
Fax: +32 (0)58 23 52 82

### TANDEM

#### CASINO/DE JONGHE-ROMMEL

Zeedijk 102 - Leopoldlaan 60  
8430 Middelkerke  
Tel: +32 (0)59/ 30 07 68  
of +32 (0)495/ 57 94 44  
Fax: +32 (0)59/ 31 09 12  
E-mail: [info@fietsenhuis-dejonghe-rommel.be](mailto:info@fietsenhuis-dejonghe-rommel.be) of  
[info@verhuring-dejonghe-rommel.be](mailto:info@verhuring-dejonghe-rommel.be)  
Website: [www.dejonghe-rommel.be](http://www.dejonghe-rommel.be) of  
[www.verhuring-dejonghe-rommel.be](http://www.verhuring-dejonghe-rommel.be)

#### COASTBIKES/QUISS-TAX

Zeedijk 77-78, 8430 Middelkerke  
Tel: +32 (0)477 33 42 39  
E-mail: [info@coastbikes.be](mailto:info@coastbikes.be)  
Website: [www.coastbikes.be](http://www.coastbikes.be)

#### JOLI SPORT

Essex Scottishlaan 26, 8434 Westende  
Tel: +32 (0)58/ 23 52 82  
Fax: +32 (0)58 23 52 82

### EACH WHEELCHAIR/ WATER WHEELCHAIR

Zeedijk, 8430 Middelkerke, Tel: +32 (0)474 88 80 90

E-mail: [sociale.zaken@middelkerke.be](mailto:sociale.zaken@middelkerke.be)

Two beach wheelchairs and a water wheelchair are lent out during the months of July and August at the operating base of the beach assistance. Off- season, they are available at the social services.



## 3 / FOOD AND DRINKS

### DE SMIDSE



Kerkstraat 4, +32 (0)59 31 00 07  
 grepodesmidse@gmail.com,  
 www.eetpraatcafedesmidse.com

#### ENTRANCE

Entrance ..... n.a.  
 Width of the narrowest entrance door ..... 92 cm |

#### HALL

Table: wheelchair accessible height ..... 72 cm |   
 Table: wheelchair accessible depth ..... 41 cm |

#### TOILET

Width of the narrowest passage to the toilet  
 ..... 120 cm |   
 Width of the narrowest door to the toilet  
 ..... n.a.  
 Toilet door ..... 87 cm |   
 Free space next to the toilet ..... 80 cm |   
 Free space in front of the toilet ..... 97 cm |   
 Number of safety rails ..... 2 |



### OASE



Zeedijk 82, +32 (0)59 30 00 36

#### ENTRANCE

Entrance ..... 17 cm |   
 Width of the narrowest entrance door ..... 85 cm |

#### HALL

Table: wheelchair accessible height ..... 70 cm |   
 Table: wheelchair accessible depth ..... 45 cm |

#### TOILET

Width of the narrowest passage to the toilet  
 ..... 120 cm |   
 Width of the narrowest door to the toilet  
 ..... 90 cm |   
 Toilet door ..... 87 cm |   
 Free space next to the toilet ..... 57 cm |   
 Free space in front of the toilet ..... 147 cm |   
 Number of safety rails ..... 1 |



## ON THE BEACH



Epernayplein z.n. (gebouw Casino), +32 (0)59 30 87 57

### ENTRANCE

Entrance ..... n.a.  
 Width of the narrowest entrance door ..... 145 cm |

### HALL

Table: wheelchair accessible height ..... 72 cm |   
 Table: wheelchair accessible depth ..... 45 cm |

### TOILET

Width of the narrowest passage to the toilet ..... n.a.  
 Width of the narrowest door to the toilet ..... n.a. |  
 Toilet door ..... 96 cm |   
 Free space next to the toilet ..... 115 cm |   
 Free space in front of the toilet ..... 122 cm |   
 Number of safety rails ..... 1 |



## RIVIERA



Zeedijk 84, +32 (0)59 30 08 85

### ENTRANCE

Entrance ..... n.a.  
 Width of the narrowest entrance door ..... 92 cm |

### HALL

Table: wheelchair accessible height ..... 72 cm |   
 Table: wheelchair accessible depth ..... 60 cm |

### TOILET

Width of the narrowest passage to the toilet ..... 120 cm |

Width of the narrowest door to the toilet ..... 82 cm |   
 Toilet door ..... 93 cm |   
 Free space next to the toilet ..... 84 cm |   
 Free space in front of the toilet ..... 112 cm |   
 Number of safety rails ..... 1 |



## 'T BUURTHUIS



Meeuwenlaan 37, +32 (0)59 31 92 85  
[www.middelkerke.be/page75925537.aspx](http://www.middelkerke.be/page75925537.aspx)

### ENTRANCE

Entrance ..... n.a.  
 Width of the narrowest entrance door ..... 90 cm |

### HALL

Table: wheelchair accessible height ..... 70 cm |   
 Table: wheelchair accessible depth ..... 85 cm |

### TOILET

Width of the narrowest passage to the toilet ..... 120 cm |   
 Width of the narrowest door to the toilet ..... 87 cm |   
 Toilet door ..... 87 cm |   
 Free space next to the toilet ..... 70 cm |   
 Free space in front of the toilet ..... 147 cm |   
 Number of safety rails ..... 2 |







## VILLA NOVA



Kerkstraat 37, +32 (0)59 30 30 88  
 bistrantvillanova@gmail.com, www.bistrantvillanova.be

### ENTRANCE

Entrance ..... n.a.

Width of the narrowest entrance door ..... 97 cm |

### HALL

Table: wheelchair accessible height ..... 71 cm |

Table: wheelchair accessible depth ..... 38 cm |

### TOILET

Width of the narrowest passage to the toilet  
 ..... 77 cm |

Width of the narrowest door to the toilet  
 ..... 87 cm |

Toilet door ..... 87 cm |

Free space next to the toilet ..... 87 cm |

Free space in front of the toilet ..... 68 cm |

Number of safety rails ..... 1 |



## WESTHINDER



Meeuwenlaan 26-28, +32 (0)59 30 85 00  
 www.restaurantwesthinder.be

### ENTRANCE

Entrance ..... n.a.

Width of the narrowest entrance door ..... 94 cm |

### HALL

Table: wheelchair accessible height ..... 72 cm |

Table: wheelchair accessible depth ..... 46 cm |

### TOILET

Width of the narrowest passage to the toilet  
 ..... 77 cm |

Width of the narrowest door to the toilet  
 ..... 82 cm |

Toilet door ..... 88 cm |

Free space next to the toilet ..... 98 cm |

Free space in front of the toilet ..... 82 cm |

Number of safety rails ..... 0 |



## 4 / PUBLIC TOILETS

### PUBLIC TOILETS MARKET PLACE MIDDELKERKE



Marktpllein z.n.  
8430 Middelkerke

PATHWAY .....

ENTRANCE.....

TO THE TOILET..... N.A.

TOILET DOOR

Clearance in front of the toilet door .....n.a.

Width of the toilet door.....n.a.

#### INSIDE THE TOILET

Dimensions toilet space ..... 156 x 270 cm

Clearance space in the toilet area ..... 150 cm

Free space in front of the toilet ..... 120 cm

Free space next to the toilet .....90 cm

Number of safety rails .....1

Sink.....



### PUBLIC TOILETS WESTENLAAN WESTENDE



Westenlaan z.n.  
8430 Middelkerke Westende

PATHWAY .....

ENTRANCE.....

TO THE TOILET..... N.A.

TOILET DOOR

Clearance in front of the toilet door .....n.a.

Width of the toilet door.....n.a.

#### INSIDE THE TOILET

Dimensions toilet space .....226 x 278 cm

Clearance space in the toilet area ..... 150 cm

Free space in front of the toilet ..... 120 cm

Free space next to the toilet .....90 cm

Number of safety rails .....2

Sink.....



## PUBLIC TOILETS CHURCH SCHORE



Schoestraat z.n.  
8430 Middelkerke Schore

PATHWAY ..... 🟡  
 ENTRANCE..... 🟡  
 TO THE TOILET..... N.A.  
**TOILET DOOR**  
 Clearance in front of the toilet door .....n.a.  
 Width of the toilet door.....n.a.

### INSIDE THE TOILET

Dimensions toilet space .....240 x 176 cm  
 Clearance space in the toilet area .....170 cm 🟢  
 Free space in front of the toilet ..... 120 cm 🟢  
 Free space next to the toilet .....90 cm 🟢  
 Number of safety rails .....2 🟢  
 Sink..... 🟡



## PUBLIC TOILETS BEACH CASINO WEST



Antoine van Cailliestraat z.n.  
8430 Middelkerke

PATHWAY ..... 🟡  
 ENTRANCE..... 🟡  
 TO THE TOILET..... 🟢  
**TOILET DOOR**  
 Clearance in front of the toilet door ..150 cm 🟢  
 Width of the toilet door.....90 cm 🟢

### INSIDE THE TOILET

Dimensions toilet space .....220 x 167 cm  
 Clearance space in the toilet area ..... 130 cm 🟡  
 Free space in front of the toilet ..... 130 cm 🟢  
 Free space next to the toilet ..... 105 cm 🟢  
 Number of safety rails .....2 🟢  
 Sink..... 🟢



## PUBLIC TOILETS CC DE BRANDING



Populierenlaan 35  
8430 Middelkerke

PATHWAY ..... 🟢  
 ENTRANCE..... 🟢  
 TO THE TOILET..... 🟡  
**TOILET DOOR**  
 Clearance in front of the toilet door ...136 cm 🟡  
 Width of the toilet door.....80 cm 🟡

### INSIDE THE TOILET

Dimensions toilet space .....180 x 270 cm  
 Clearance space in the toilet area ..... 150 cm 🟢  
 Free space in front of the toilet ..... 120 cm 🟢  
 Free space next to the toilet .....90 cm 🟢  
 Safety rail(s) but difficult to handle 🟡  
 Sink..... 🟡





## PUBLIC TOILETS DUINENBAD



Populierenlaan 20  
8430 Middelkerke

PATHWAY .....	👍
ENTRANCE.....	👍
TO THE TOILET.....	👉
<b>TOILET DOOR</b>	
Clearance in front of the toilet door ..150 cm	👍
Width of the toilet door.....90 cm	👍

### INSIDE THE TOILET

Dimensions toilet space .....	270 x 220 cm	
Clearance space in the toilet area .....	150 cm	👍
Free space in front of the toilet .....	109 cm	👉
Free space next to the toilet .....	145 cm	👍
Number of safety rails .....	1	👉
Sink.....		👉



## PUBLIC TOILETS LIBRARY MIDDELKERKE



Populierenlaan 16  
8430 Middelkerke

PATHWAY .....	👍
ENTRANCE.....	👍
TO THE TOILET.....	👍
<b>TOILET DOOR</b>	
Clearance in front of the toilet door ..150 cm	👍
Width of the toilet door.....87 cm	👍

### INSIDE THE TOILET

Dimensions toilet space .....	176 x 195 cm	
Clearance space in the toilet area .....	150 cm	👍
Free space in front of the toilet .....	120 cm	👍
Free space next to the toilet .....	90 cm	👍
Number of safety rails .....	2	👍
Sink.....		👉



## PUBLIC TOILETS ADMINISTRATION CENTRE (TOWN HALL)



Spermaliestraat 1  
8430 Middelkerke

PATHWAY .....	👍
ENTRANCE.....	👍
TO THE TOILET.....	N.A. 👉
<b>TOILET DOOR</b>	
Clearance in front of the toilet door ...145 cm	👉
Width of the toilet door.....90 cm	👍

### INSIDE THE TOILET

Dimensions toilet space .....	180 x 240 cm	
Clearance space in the toilet area .....	150 cm	👍
Free space in front of the toilet .....	170 cm	👍
Free space next to the toilet .....	112 cm	👍
Number of safety rails .....	2	👍
Sink.....		👍







## 5 / TOURIST OFFICE

### TOURISM MIDDELKERKE - KUSTHISTORIES



A 112 cm wide slope leads you to the entrance. The entrance and the office itself are well accessible. The lowered information desk accommodates wheelchairs, although the depth of the desk is limited. Most leaflets and brochures are well within reach, but you cannot reach the top row from a wheelchair. The computers provided with internet are suitable for use from a wheelchair.

**Joseph Casselaan 1**  
**8340 Middelkerke**  
**Tel: +32 (0)59 30 03 68**  
**Fax: +32 (0)59 31 11 95**  
**E-mail: [toerisme@middelkerke.be](mailto:toerisme@middelkerke.be)**  
**Website: [www.toerismemiddelkerke.be](http://www.toerismemiddelkerke.be)**





# Nieuwpoort

[WWW.NIEUWPOORT.BE](http://WWW.NIEUWPOORT.BE)

Imposing, restored monuments; cozy little squares; atmospheric shopping streets; and a well-designed seaside boulevard: all the results of a successful urban renovation. Nieuwpoort is also where you'll find one of the largest yacht harbors in northern Europe. You can also discover 18 different gardens, each with their own personality, in the idea gardens.



## 1 / VISIT AND EXPERIENCE

### LOCK COMPLEX 'DE GANZEPoot' (GOOSE FOOT) / WESTFRONT NIEUWPOORT

The floodgate complex of Nieuwpoort is better known as 'De Ganzepoot' (Goose foot). The name refers to the shape of the entire complex. This place played a crucial role during the First World War. In October 1914, the opening of the floodgates caused the flooding of the IJzervlakte. This brought an end to the advance of the German troops. With the assistance of the floodgates the IJzervlakte remained under water for the entire war. In the adjacent visitor centre Westfront Nieuwpoort, you will get to know more about the role of the floodgate complex and the flooding during WW I.

**Kustweg 2**  
**8620 Nieuwpoort**  
**Tel: +32 (0)58 23 39 26**  
**E-mail: [info@nieuwpoort.be](mailto:info@nieuwpoort.be)**



The visitor centre is completely wheelchair accessible. The panoramic view from the monument itself is currently obstructed for wheelchair due to the too high parapet.



Nordsee



# NIUWPOORT

N34

N34

HANNECART PARK

Dunepark

Dunepark

HUGO VERRIESTRAAT

PRINCE BODEWIJNSTRAAT

BRUNNENSTRAAT

PODERSTRAAT

PODERSTRAAT

PODERSTRAAT

PODERSTRAAT

NIUWPOORTSTEENWEG

NIUWPOORTSTEENWEG

ZOUAVENPAD

ZOUAVENPAD

ZOUAVENPAD

ZOUAVENPAD

ZOUAVENPAD

ZOUAVENPAD

ZOUAVENPAD

ZOUAVENPAD



# Lombardsijde-Bad





---

## COMMUNAL SWIMMING POOL

---



Nieuwpoort also features a better accessible swimming pool. Through an alternative access visitors who are in a wheelchair can reach the adjusted changing room which includes a shower, toilet and sink. In the changing room you can also make the transfer to one of the two swimming pool wheelchairs. There is a hoist at the large pool, the instruction pool and the whirlpool. Please note, the whirlpool is reached through three steps or a steep sloping metal ramp (20%).

The cafeteria and the indoor terrace, from which you have a good view on the swimming pool, are also accessible.

**Stationslaan (Leopold II park)**  
**8620 Nieuwpoort**  
**Tel: +32 (0)58 23 38 88**  
**EE-mail: [zwembad@nieuwpoort.be](mailto:zwembad@nieuwpoort.be)**  
**Website: [www.nieuwpoort.be](http://www.nieuwpoort.be)**

## 2 / ACCESSIBLE BEACH

Accessible beach mats are provided near the Sun, Sea, Carefree-post and near the Leopoldplein from June to September. Near the Loodswezenplein next to the pier there is a concrete path up to the beach.

## 3 / WHEELCHAIR BIKES AND WHEELCHAIR RENTAL

---

### TANDEM

---

#### BAMBINO

Zeedijk 76, 8620 Nieuwpoort

Tel: +32 (0)58 23 64 34 of

+32 (0)475 43 22 26

#### HAPPY ZEEDIJK

10f 8620 Nieuwpoort

Tel: +32 (0)58 23 89 17

E-mail: [go-cartshappy@hotmail.com](mailto:go-cartshappy@hotmail.com) (from Carnival holidays to autumn holidays incl.)

---

### WHEELCHAIR BIKE

---

#### HAPPY ZEEDIJK

10f 8620 Nieuwpoort

Tel: +32 (0)58 23 89 17

E-mail: [go-cartshappy@hotmail.com](mailto:go-cartshappy@hotmail.com) (from Carnival holidays to autumn holidays incl.)

---

### WATER WHEELCHAIR

---

Hendrikaplein, 8620 Nieuwpoort

Website: [www.intro-events.be/projecten/zon-zee-zorgeloos.html](http://www.intro-events.be/projecten/zon-zee-zorgeloos.html)

From the 1st of July to the 31st of August, you can rent a Tiralo at the beach near the Hendrikaplein from "Zon, Zee... Zorgeloos" (Sun, Sea... Carefree) from 10.30 AM to 6.30 PM. A water wheelchair or tiralo is a wheelchair to float on water.

---

### ELECTRIC BIKE

---

#### E-BIKE CENTER

Marktstraat 7, 8620 Nieuwpoort

Tel: +32 (0)58 62 61 38

E-mail: [e-bikecenter@telenet.be](mailto:e-bikecenter@telenet.be)

#### HAPPY ZEEDIJK

10f 8620 Nieuwpoort

Tel: +32 (0)58 23 89 17

E-mail: [go-cartshappy@hotmail.com](mailto:go-cartshappy@hotmail.com) (from Carnival holidays to autumn holidays incl.)

#### RIJORENT - RIJOBIKE

Zeedijk 118, 8620 Nieuwpoort

Tel: +32 (0)58 24 18 98 of

+32 (0)485 52 24 85, E-mail: [info@rijobike.be](mailto:info@rijobike.be)

Website: [www.rijobike.be](http://www.rijobike.be)

#### BAMBINO

Zeedijk 76, 8620 Nieuwpoort

Tel: +32 (0)58 23 64 34 of

+32 (0)475 43 22 26

---

### BEACH WHEELCHAIR

---

#### HAPPY ZEEDIJK

10f, 8620 Nieuwpoort

Tel: +32 (0)58 23 89 17

E-mail: [go-cartshappy@hotmail.com](mailto:go-cartshappy@hotmail.com) (from Carnival holidays to autumn holidays incl.)





## 4 / FOOD AND DRINKS

### CLUBHOUSE



Watersportlaan 11, 058 23 54 95

#### ENTRANCE

Entrance ..... n.a.  
 Width of the narrowest entrance door ..... 82 cm | 🚫

#### HALL

Table: wheelchair accessible height ..... 71 cm | 👍  
 Table: wheelchair accessible depth ..... 44 cm | 🚫

#### TOILET

Width of the narrowest passage to the toilet ..... n.a.  
 Width of the narrowest door to the toilet ..... 86 cm | 👍  
 Toilet door ..... 90 cm | 👍  
 Free space next to the toilet ..... 100 cm | 👍  
 Free space in front of the toilet ..... 55 cm | 🚫  
 Number of safety rails ..... 0 | 🚫

### CARROUSEL



Albert I-Laan 141, 058 23 33 66  
[info@cosmopolite.be](mailto:info@cosmopolite.be), [www.cosmopolite.be](http://www.cosmopolite.be)

#### ENTRANCE

Entrance ..... n.a.  
 Width of the narrowest entrance door ..... 99 cm | 👍

#### HALL

Table: wheelchair accessible height ..... 70 cm | 👍  
 Table: wheelchair accessible depth ..... 60 cm | 👍

#### TOILET

Width of the narrowest passage to the toilet ..... 120 cm | 👍  
 Width of the narrowest door to the toilet ..... 100 cm | 👍  
 Toilet door ..... 90 cm | 👍  
 Free space next to the toilet ..... 110 cm | 👍  
 Free space in front of the toilet ..... 90 cm | 🚫  
 Number of safety rails ..... 2 | 👍





# COMILFO



Albert I-Laan 141, 058 23 33 66  
[info@restocomilfo.be](mailto:info@restocomilfo.be), [www.restocomilfo.be](http://www.restocomilfo.be)

## ENTRANCE

Entrance..... n.a. |  
 Width of the narrowest entrance door .....102 cm |

## HALL

Table: wheelchair accessible height.....70 cm |   
 Table: wheelchair accessible depth .....65 cm |

## TOILET

Width of the narrowest passage to the toilet  
 .....120 cm |   
 Width of the narrowest door to the toilet  
 .....100 cm |   
 Toilet door .....90 cm |   
 Free space next to the toilet.....110 cm |   
 Free space in front of the toilet .....90 cm |   
 Number of safety rails .....2 |



Width of the narrowest door to the toilet  
 .....72 cm |   
 Toilet door .....78 cm |   
 Free space next to the toilet.....90 cm |   
 Free space in front of the toilet.....69 cm |   
 Number of safety rails .....2 |



# DE LENSPOLDER (KINDERBOERDERIJ)



Elf Juliwijk 6a, 058 23 69 86  
[kinderboerderij@nieuwpoort.be](mailto:kinderboerderij@nieuwpoort.be), [www.nieuwpoort.be](http://www.nieuwpoort.be)

## ENTRANCE

Entrance.....3 cm |   
 Width of the narrowest entrance door .....176 cm |

## HALL

Table: wheelchair accessible height.....71 cm |   
 Table: wheelchair accessible depth .....40 cm |

## TOILET

Width of the narrowest passage to the toilet  
 .....120 cm |   
 Width of the narrowest door to the toilet  
 .....85 cm |   
 Toilet door .....88 cm |   
 Free space next to the toilet.....91 cm |   
 Free space in front of the toilet.....120 cm |   
 Number of safety rails .....2 |



# DE KOTTER



Albert I-laan 74, 058 22 46 20  
[nieuwpoort@florealgroupp.be](mailto:nieuwpoort@florealgroupp.be), [www.dekotter.be](http://www.dekotter.be)

## ENTRANCE

Entrance..... n.a. |  
 Width of the narrowest entrance door .....84 cm |

## HALL

Table: wheelchair accessible height.....70 cm |   
 Table: wheelchair accessible depth .....85 cm |

## TOILET

Width of the narrowest passage to the toilet  
 .....120 cm |

## DE MARKT



Marktplein 10, 0486 26 33 99  
demarkt@telenet.be, <http://demarktnieuwpoort.be>

### ENTRANCE

Entrance ..... n.a.  
Width of the narrowest entrance door ..... 88 cm |

### HALL

Table: wheelchair accessible height ..... 73 cm |   
Table: wheelchair accessible depth ..... 44 cm |

### TOILET

Width of the narrowest passage to the toilet ..... 120 cm |   
Width of the narrowest door to the toilet ..... 82 cm |   
Toilet door ..... 81 cm |   
Free space next to the toilet ..... 87 cm |   
Free space in front of the toilet ..... 78 cm |   
Number of safety rails ..... 1 |



Width of the narrowest door to the toilet ..... n.a.  
Toilet door ..... 90 cm |   
Free space next to the toilet ..... 120 cm |   
Free space in front of the toilet ..... 90 cm |   
Number of safety rails ..... 2 |



## DIJK 69



Zeedijk 69

### ENTRANCE

Entrance ..... n.a.  
Width of the narrowest entrance door ..... 80 cm |

### HALL

Table: wheelchair accessible height ..... 70 cm |   
Table: wheelchair accessible depth ..... 40 cm |

### TOILET

Width of the narrowest passage to the toilet ..... 118 cm |   
Width of the narrowest door to the toilet ..... n.a. |  
Toilet door ..... 89 cm |   
Free space next to the toilet ..... 90 cm |   
Free space in front of the toilet ..... 41 cm |   
Number of safety rails ..... 2 |



## DE VLOOTE



Zeedijk / Goethalsstraat 25/1, 058 22 23 60  
[www.sandeshoved.be/restaurants-nieuwpoort.php](http://www.sandeshoved.be/restaurants-nieuwpoort.php)

### ENTRANCE

Entrance .....  
Width of the narrowest entrance door ..... 90 cm |

### HALL

Table: wheelchair accessible height ..... 70 cm |   
Table: wheelchair accessible depth ..... 40 cm |

### TOILET

Width of the narrowest passage to the toilet ..... 110 cm |

# D'OUDE JACHTHAVEN



Kromme Hoek 1, 058 23 33 53 - 0498 52 46 71  
[info@doudejachthaven.be](mailto:info@doudejachthaven.be), [www.doudejachthaven.be](http://www.doudejachthaven.be)

## ENTRANCE

Entrance ..... n.a.  
 Width of the narrowest entrance door ..... 90 cm |

## HALL

Table: wheelchair accessible height ..... 70 cm |   
 Table: wheelchair accessible depth ..... 40 cm |

## TOILET

Width of the narrowest passage to the toilet  
 ..... n.a.

Width of the narrowest door to the toilet  
 ..... 77 cm |   
 Toilet door ..... 88 cm |   
 Free space next to the toilet ..... 90 cm |   
 Free space in front of the toilet ..... 110 cm |   
 Number of safety rails ..... 2 |



Width of the narrowest door to the toilet

..... n.a.  
 Toilet door ..... 85 cm |   
 Free space next to the toilet ..... 82 cm |   
 Free space in front of the toilet ..... 68 cm |   
 Number of safety rails ..... 1 |



# FEU D'OR



Albert I-laan 92, 058 62 32 32  
[info@feudor.be](mailto:info@feudor.be), [www.feudor.be](http://www.feudor.be)

## ENTRANCE

Entrance ..... n.a.  
 Width of the narrowest entrance door ..... 90 cm |

## HALL

Table: wheelchair accessible height ..... 70 cm |   
 Table: wheelchair accessible depth ..... 40 cm |

## TOILET

Width of the narrowest passage to the toilet  
 ..... 120 cm |   
 Width of the narrowest door to the toilet  
 ..... n.a. |

Toilet door ..... 77 cm |   
 Free space next to the toilet ..... 90 cm |   
 Free space in front of the toilet ..... 86 cm |   
 Number of safety rails ..... 0 |



# DUVE TORRE



Zeedijk 45, 058 23 45 85  
[duvetorre@telenet.be](mailto:duvetorre@telenet.be), [www.duветorre.be](http://www.duветorre.be)

## ENTRANCE

Entrance ..... n.a.  
 Width of the narrowest entrance door ..... 85 cm |

## HALL

Table: wheelchair accessible height ..... 68 cm |   
 Table: wheelchair accessible depth ..... 33 cm |

## TOILET

Width of the narrowest passage to the toilet  
 ..... 120 cm |

## IN 'T VISSERKE



IJzer 5, 058 23 32 33  
[info@visserke.be](mailto:info@visserke.be), [www.visserke.be](http://www.visserke.be)

### ENTRANCE

Entrance .....	13 cm		
Width of the narrowest entrance door .....	86 cm		

### HALL

Table: wheelchair accessible height .....	73 cm		
Table: wheelchair accessible depth .....	60 cm		

### TOILET

Width of the narrowest passage to the toilet .....	120 cm		
Width of the narrowest door to the toilet .....	87 cm		
Toilet door .....	87 cm		
Free space next to the toilet .....	110 cm		
Free space in front of the toilet .....	133 cm		
Number of safety rails .....	2		



Width of the narrowest door to the toilet

.....	91 cm		
Toilet door .....	85 cm		
Free space next to the toilet .....	119 cm		
Free space in front of the toilet .....	150 cm		
Number of safety rails .....	0		



## L'AMI



Zeedijk 124, 058 24 25 24  
[info@restaurantlami.be](mailto:info@restaurantlami.be), [www.restaurantlami.be](http://www.restaurantlami.be)

### ENTRANCE

Entrance .....	n.a.		
Width of the narrowest entrance door .....	75 cm		

### HALL

Table: wheelchair accessible height .....	70 cm		
Table: wheelchair accessible depth .....	45 cm		

### TOILET

Width of the narrowest passage to the toilet .....	120 cm		
Width of the narrowest door to the toilet .....	n.a.		
Toilet door .....	92 cm		
Free space next to the toilet .....	26 cm		
Free space in front of the toilet .....	110 cm		
Number of safety rails .....	1		



## KAAIZICHT



Kaai 18A, 058 62 33 38  
[info@kaaizicht.be](mailto:info@kaaizicht.be), [www.kaaizicht.be](http://www.kaaizicht.be)

### ENTRANCE

Entrance .....	5 cm		
Width of the narrowest entrance door .....	83 cm		

### HALL

Table: wheelchair accessible height .....	78 cm		
Table: wheelchair accessible depth .....	36 cm		

### TOILET

Width of the narrowest passage to the toilet .....	150 cm		
--	--------	--	--



## SEASTAR TERMINAL



R. Orientpromenade 2, 058 24 00 36i

### ENTRANCE

Entrance.....	2 cm		👍
Width of the narrowest entrance door.....	159 cm		👍

### HALL

Table: wheelchair accessible height.....	74 cm		👍
Table: wheelchair accessible depth.....	61 cm		👍

### TOILET

Width of the narrowest passage to the toilet.....	120 cm		👍
Width of the narrowest door to the toilet.....	96 cm		👍
Toilet door.....	98 cm		👍
Free space next to the toilet.....	83 cm		👉
Free space in front of the toilet.....	82 cm		👎
Number of safety rails.....	1		👉



Width of the narrowest door to the toilet

.....	84 cm		👉
Toilet door.....	96 cm		👍
Free space next to the toilet.....	90 cm		👍
Free space in front of the toilet.....	74 cm		👎
Number of safety rails.....	0		👎



## LE COUVER



Kaai 13, 058 62 54 82  
lecouver@telenet.be, www.lecouver.be

### ENTRANCE

Entrance.....	2 cm		👍
Width of the narrowest entrance door.....	90 cm		👍

### HALL

Table: wheelchair accessible height.....	limité		👉
Table: wheelchair accessible depth.....	limité		👉

### TOILET

Width of the narrowest passage to the toilet.....	94 cm		👉
Width of the narrowest door to the toilet.....	n.a.		
Toilet door.....	96 cm		👍
Free space next to the toilet.....	80 cm		👉
Free space in front of the toilet.....	130 cm		👍
Number of safety rails.....	2		👍



## 'T BOOTHUIS



Zeedijk 31, 058 24 32 56, 0487 33 33 69  
ballieu.heine@pandora.be, www.boothuisnieuwpoort.be

### ENTRANCE

Entrance.....	n.a.		
Width of the narrowest entrance door.....	95 cm		👍

### HALL

Table: wheelchair accessible height.....	70 cm		👍
Table: wheelchair accessible depth.....	44 cm		👉

### TOILET

Width of the narrowest passage to the toilet.....	120 cm		👍
---	--------	--	---



Robert Orientpromenade 13, 058 62 66 55  
 resto-sono-io@hotmail.be, www.sono-io.be

**ENTRANCE**

Entrance ..... n.a. |  
 Width of the narrowest entrance door ..... 90 cm |

**HALL**

Table: wheelchair accessible height ..... limited |   
 Table: wheelchair accessible depth ..... limited |

**TOILET**

Width of the narrowest passage to the toilet  
 ..... n.a.

Width of the narrowest door to the toilet  
 ..... 87 cm |   
 Toilet door ..... 87 cm |   
 Free space next to the toilet ..... 90 cm |   
 Free space in front of the toilet ..... 120 cm |   
 Number of safety rails ..... 2 |



**5 / PUBLIC TOILETS**

**PUBLIC TOILETS  
 CENTRUM YSARA**



Dienstweg Havengeul 14  
 8620 Nieuwpoort Bad

**PATHWAY** .....   
**ENTRANCE** .....   
**TO THE TOILET** .....   
**TOILET DOOR**  
 Clearance in front of the toilet door ..150 cm   
 Width of the toilet door .....90 cm   
**INSIDE THE TOILET**  
 Dimensions toilet space .....245 x 220 cm  
 Clearance space in the toilet area ..... 150 cm   
 Free space in front of the toilet ..... 120 cm   
 Free space next to the toilet .....90 cm   
 Number of safety rails .....2  
 Sink .....



**PUBLIC TOILETS  
 THEATRE CITY**



Valkestraat 18  
 8620 Nieuwpoort Stad

**PATHWAY** .....   
**ENTRANCE** .....   
**TO THE TOILET** .....   
**TOILET DOOR**  
 Clearance in front of the toilet door ..150 cm   
 Width of the toilet door .....88 cm   
**INSIDE THE TOILET**  
 Dimensions toilet space .....170 x 200 cm  
 Clearance space in the toilet area ..... 150 cm   
 Free space in front of the toilet ..... 120 cm   
 Free space next to the toilet .....83 cm   
 Number of safety rails .....   
 Safety rail(s), but difficult to handle .....   
 Sink .....





# Koksijde

[BEZOEKER.KOKSIJDE.BE](http://BEZOEKER.KOKSIJDE.BE)

Discover the world from Koksijde atop the Hoge Blekker (108 ft), the highest dune along the Flemish coastline, or take a hike through the vast nature reserves. You'll also find the renowned Paul Delvaux Museum here, which contains a unique collection of paintings by this surrealist painter.

# Nordsee

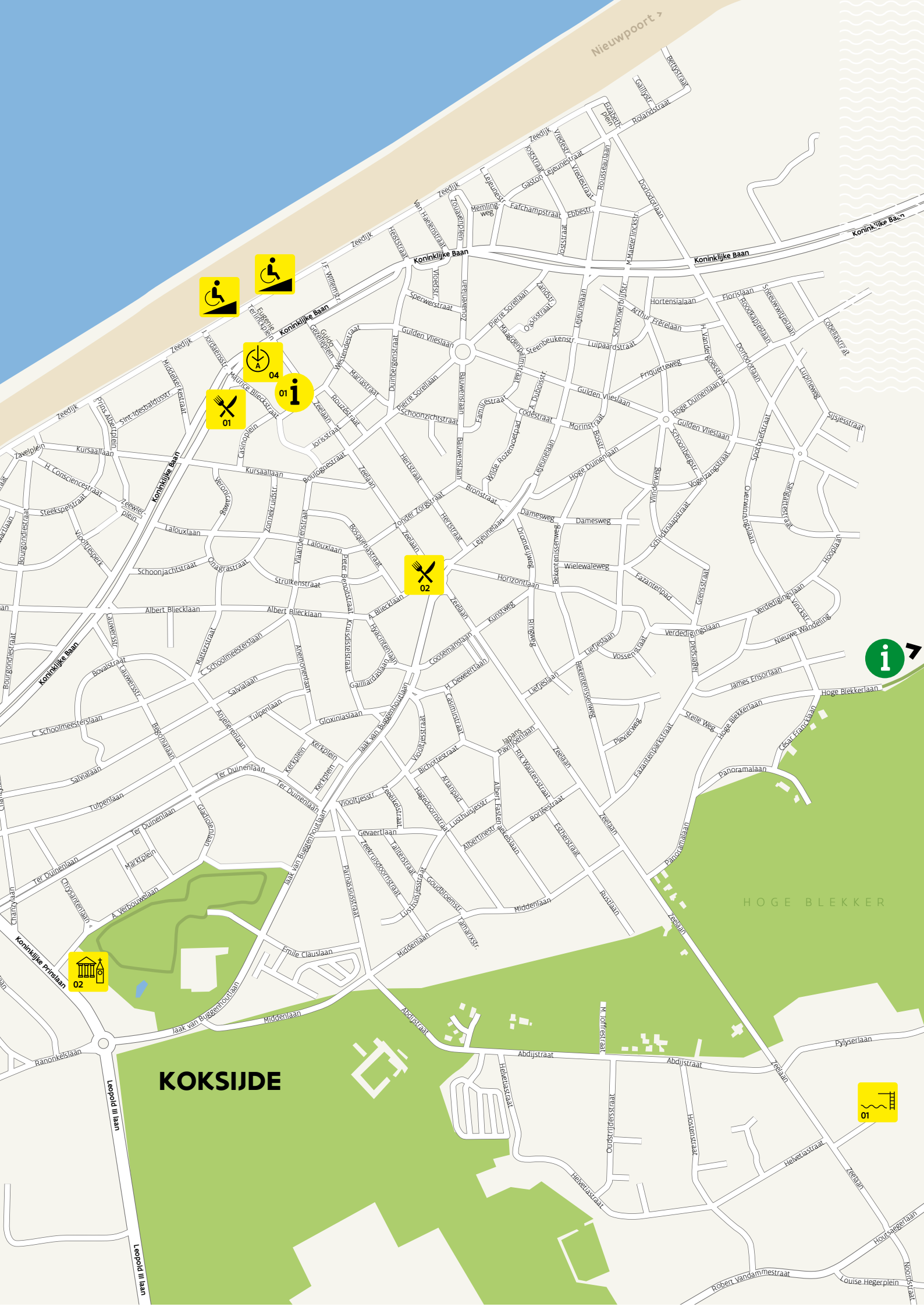


0 100m

HOUTSAEGERDUINEN  
NATUURGEBIED



Nieuwpoort >



# KOKSIJDE

HOGE BLEKKER



Leopold III laan

Leopold III laan



3

## 1 / VISIT AND EXPERIENCE

### ABBEY MUSEUM TEN DUINEN (ABDIJMUSEUM TEN DUINEN)



1

Experience daily life in a medieval Cistercian abbey. Living, working, praying, eating, playing, loving, etc. You will be amazed at how different and yet how similar medieval and modern man really is. Models, lifelike decors and a thrilling film by Stijn Coninx play to the senses and bring the past to life. Sometimes serious, sometimes funny, but always fascinating.

**Koninklijke Prinslaan 6-8  
8670 Koksijde**  
**Tel:** +32 58 53 39 50  
**Fax:** +32 58 51 00 61  
**E-mail:** [info@tenduin.be](mailto:info@tenduin.be)  
**Website:** [www.tenduin.be](http://www.tenduin.be)



You may require assistance on the ramp to the entrance and on a ramp inside. The museum lift provides adequate space; the one in the visitor centre is 105 cm wide and 122 cm deep. Most rooms offer easy access. You may require assistance with the experience elements. There are two adapted toilets, but the space for maneuvering is limited. The field with the ruins is not accessible to wheelchair users due to the steep inclined surfaces.



The information boards in each room of the museum also display the information in Braille.

### SWIMMING POOL HOGE BLEKKER



Wheelchair users can make the transfer to the swimming pool wheelchair in the adjusted changing room. Both the large pool and the instruction pool have a hoist, the paddling pool is accessible through a steep slope. The wild water bath and outdoor swimming pool are not wheelchair accessible. The (communal) shower has a shower seat and a shower stretcher. Both at the desk and in the swimming pool itself there is an adjusted toilet. In both toilets the free space beside the toilet is limited (56 cm and 65 cm), but a forward transfer is possible.

**Pylyserlaan 32  
8670 Koksijde**  
**Tel:** +32 58 51 27 08  
**E-mail:** [zwembaden@koksijde.be](mailto:zwembaden@koksijde.be)



## NAVIGO – NATIONAL FISHERIES MUSEUM



2

The NAVIGO Museum invites everyone, young and old, to explore the history of Flemish marine and coastal fishing. Get to meet the Flemish fisherman's family, the heroic Iceland fishing-boat sailors and the shrimpers on horseback, a unique living tradition in Oostduinkerke. The rich museum collection brings together the heritage, art, crafts and natural surroundings of the North Sea.

**Pastoor Schmitzstraat 5**  
**8670 Oostduinkerke**  
**Tel:** + 32 (0)58 51 24 68  
**Fax:** + 32 (0)58 51 08 17  
**E-mail:** [info@navigomuseum.be](mailto:info@navigomuseum.be)  
**Website:** [www.navigomuseum.be](http://www.navigomuseum.be)



The museum has a lift, a specially adapted toilet, and is easily accessible. There are just a couple of thresholds in the fisherman's hut. The new sensory aquarium and the new maternity aquarium of sea-dogs is also accessible. In 2015, the visitor centre 'Duurzame Visserij' opened its doors.



An audio guide is available.

## MUSEUM PAUL DELVAUX



3

A visit to this museum is a unique experience: it immerses the viewer in the enthralling atmosphere of the painter's own artistic world. No other museum in the world can boast such a vast number of works by the world's most famous surrealist painter of the 20th century. An exceptional collection of paintings and objects, alternating absolute masterpieces with personal belongings and cherished souvenirs of the master himself, illustrates the life and evolution in the work of Paul Delvaux in an almost intimate atmosphere.

**Paul Delvauxlaan 42**  
**8670 Koksijde**  
**Tel:** +32 (0)58 52 12 29  
**E-mail:** [info@delvauxmuseum.com](mailto:info@delvauxmuseum.com)  
**Website:** [www.delvauxmuseum.com](http://www.delvauxmuseum.com)



You will need some assistance to open the entrance door. All works and info are clearly visible from a wheelchair. On the long steep slope between the floors you will definitely need assistance. The adjusted toilet is located in the men's toilets. There are no grab rails. There is sufficient space beside and diagonally in front of the toilet to make a transfer. But the sink is difficult to use. The oblique plane at the door of the cafeteria can cause some disruption. The tables are also not completely accessible to wheelchair users.



## 2 / ADAPTED BIKES AND WHEEL-CHAIRS RENTAL

---

### BEACH WHEELCHAIR

---

#### FIETSENVERHUUR VANNEUVILLE

Albert I Laan 107, 8670 Oostduinkerke  
Tel: +32 (0)58 51 71 05  
E-mail: [vanneuville@telenet.be](mailto:vanneuville@telenet.be)

#### RODEO

G.Grandplein 19, 8670 Koksijde  
Tel: +32 (0)58/516353  
E-mail: [info@rodeo.be](mailto:info@rodeo.be)  
Website: [www.zeetochten.be](http://www.zeetochten.be)

#### CALIMERO

Zeedijk 224, 8670 Koksijde  
Tel: +32 (0)496 40 09 40  
Website: [www.verhuringcalimero.be](http://www.verhuringcalimero.be)

#### COXY-KARTS

Zeedijk 367, 8670 Koksijde  
Tel: +32 (0)58 51 47 70 of  
+32 (0)476 40 13 78  
E-mail: [coxy-kart@telenet.be](mailto:coxy-kart@telenet.be)  
Website: [www.coxy-kart.com](http://www.coxy-kart.com)

### TANDEM + ELECTRIC BIKE

---

#### FIETSENVERHUUR VANNEUVILLE

Albert I Laan 107, 8670 Oostduinkerke  
Tel: +32 (0)58 51 71 05  
E-mail: [vanneuville@telenet.be](mailto:vanneuville@telenet.be) (also for children)

#### MAES-MAHIEU

Leopold II-laan 28, 8670 Oostduinkerke  
Tel: +32 (0)58 51 13 82  
Fax: +32 (0)58 51 48 01

**STORME-BIKES** (also tandems with extra steering wheel at the back)

Zeedijk 430, 8670 Oostduinkerke  
Tel: +32 (0)58 51 61 02  
Fax: +32 (0)58 51 61 02  
E-mail: [stormebikes@scarlet.be](mailto:stormebikes@scarlet.be)  
Website: [www.stormebikes.be](http://www.stormebikes.be)

#### RODEO

G.Grandplein 19, 8670 Koksijde  
Tel: +32 (0)58/516353  
E-mail: [info@rodeo.be](mailto:info@rodeo.be)  
Website: [www.zeetochten.be](http://www.zeetochten.be)

#### COXY-KART

Zeedijk 367, 8670 Koksijde  
Tel: +32 (0)58 51 47 70 of  
+32 (0)476 40 13 78  
E-mail: [coxy-kart@telenet.be](mailto:coxy-kart@telenet.be)  
Website: [www.coxy-kart.com](http://www.coxy-kart.com)

#### CALIMERO

Zeedijk 224, 8670 Koksijde  
Tel: +32 (0)496 40 09 40  
Website: [www.verhuringcalimero.be](http://www.verhuringcalimero.be)





## 3 / FOOD AND DRINKS

### LA TERRASSE



Zeelaan 223, 058 51 70 02  
wim.rommens@live.be

#### ENTRANCE

Entrance ..... n.a. |  
Width of the narrowest entrance door ..... 97 cm |

#### HALL

Table: wheelchair accessible height ..... 73 cm |   
Table: wheelchair accessible depth ..... 40 cm |

#### TOILET

Width of the narrowest passage to the toilet  
..... 120 cm |   
Width of the narrowest door to the toilet  
..... 86 cm |   
Toilet door ..... 88 cm |   
Free space next to the toilet ..... 160 cm |   
Free space in front of the toilet ..... 60 cm |   
Number of safety rails ..... 1 |

### MOZART



Maurice Blicckstraat 6, 058 51 41 51  
info@casinohotel.be, www.casinohotel.be

#### ENTRANCE

Entrance ..... n.a. |  
Width of the narrowest entrance door ..... 104 cm |

#### HALL

Table: wheelchair accessible height ..... 70 cm |   
Table: wheelchair accessible depth ..... 60 cm |

#### TOILET

Width of the narrowest passage to the toilet  
..... 200 cm |   
Width of the narrowest door to the toilet  
..... 95 cm |   
Toilet door ..... 96 cm |   
Free space next to the toilet ..... 90 cm |   
Free space in front of the toilet ..... 150 cm |   
Number of safety rails ..... 2 |



## NORTH SEA BOWL



Leopold II laan 81a, 058 52 07 02  
[info@northsea.bowl.be](mailto:info@northsea.bowl.be), [www.northsea.bowl.be](http://www.northsea.bowl.be)

### ENTRANCE

Entrance..... n.a.  
 Width of the narrowest entrance door ..... 169 cm |

### HALL

Table: wheelchair accessible height..... 70 cm |   
 Table: wheelchair accessible depth ..... 48 cm |

### TOILET

Width of the narrowest passage to the toilet  
 ..... 95 cm |   
 Width of the narrowest door to the toilet  
 ..... 95 cm |   
 Toilet door ..... 90 cm |   
 Free space next to the toilet..... 85 cm |   
 Free space in front of the toilet ..... 102 cm |   
 Number of safety rails ..... 1 |



## TER HELME



Kinderlaan 49, 058 23 45 02  
[terhelme@terhelme.be](mailto:terhelme@terhelme.be), [www.terhelme.be](http://www.terhelme.be)

### ENTRANCE

Entrance..... n.a.  
 Width of the narrowest entrance door ..... 180 cm |

### HALL

Table: wheelchair accessible height..... 70 cm |   
 Table: wheelchair accessible depth ..... 30 cm |

### TOILET

Width of the narrowest passage to the toilet  
 ..... 130 cm |   
 Width of the narrowest door to the toilet  
 ..... n.a.  
 Toilet door ..... 88 cm |   
 Free space next to the toilet..... 140 cm |   
 Free space in front of the toilet ..... 105 cm |   
 Number of safety rails ..... 2 |



## 4 / PUBLIC TOILETS

### PUBLIC TOILETS STER DER ZEE SINT-IDESBALD




Sloepenlaan z.n.  
 8670 Koksijde Sint-Idesbald

PATHWAY .....   
 ENTRANCE.....   
 TO THE TOILET..... N.A.  
 TOILET DOOR  
 Clearance in front of the toilet door ..... n.a.  
 Width of the toilet door..... n.a.

### INSIDE THE TOILET

Dimensions toilet space ..... 189 x 295 cm  
 Clearance space in the toilet area ..... 150 cm |   
 Free space in front of the toilet ..... 120 cm |   
 Free space next to the toilet ..... 90 cm |   
 Number of safety rails ..... 1 |   
 Sink.....





## 5 / TOURIST OFFICE

### TOURIST OFFICE KOKSIJDE



The entrance and the office itself are easily accessible; there is a lowered information desk suitable for wheelchair users. The leaflets and brochures are easy to reach and there is a computer screen at appropriate height.

**Zeelaan 303,  
8670 Koksijde**  
**Tel:** +32 (0)58 51 29 10  
**Fax:** +32 (0)58 53 21 22  
**E-mail:** [toerisme@koksijde.be](mailto:toerisme@koksijde.be)  
**Website:** [bezoeker.koksijde.be](http://bezoeker.koksijde.be)











# De Panne

[TOERISME.DEPANNE.BE](http://TOERISME.DEPANNE.BE)

De Panne is just a stone's throw from northern France and has the widest beach (without breakwaters!) on the coastline. It is perfect for long walks, a sporty land sailing trip or riding horses. De Panne is also headquarters to the "De Westhoek" nature reserve, which has approximately 340 ha of pristine nature. The Dumont district, with its typical cottage style, is also worth a visit.

Nordsee

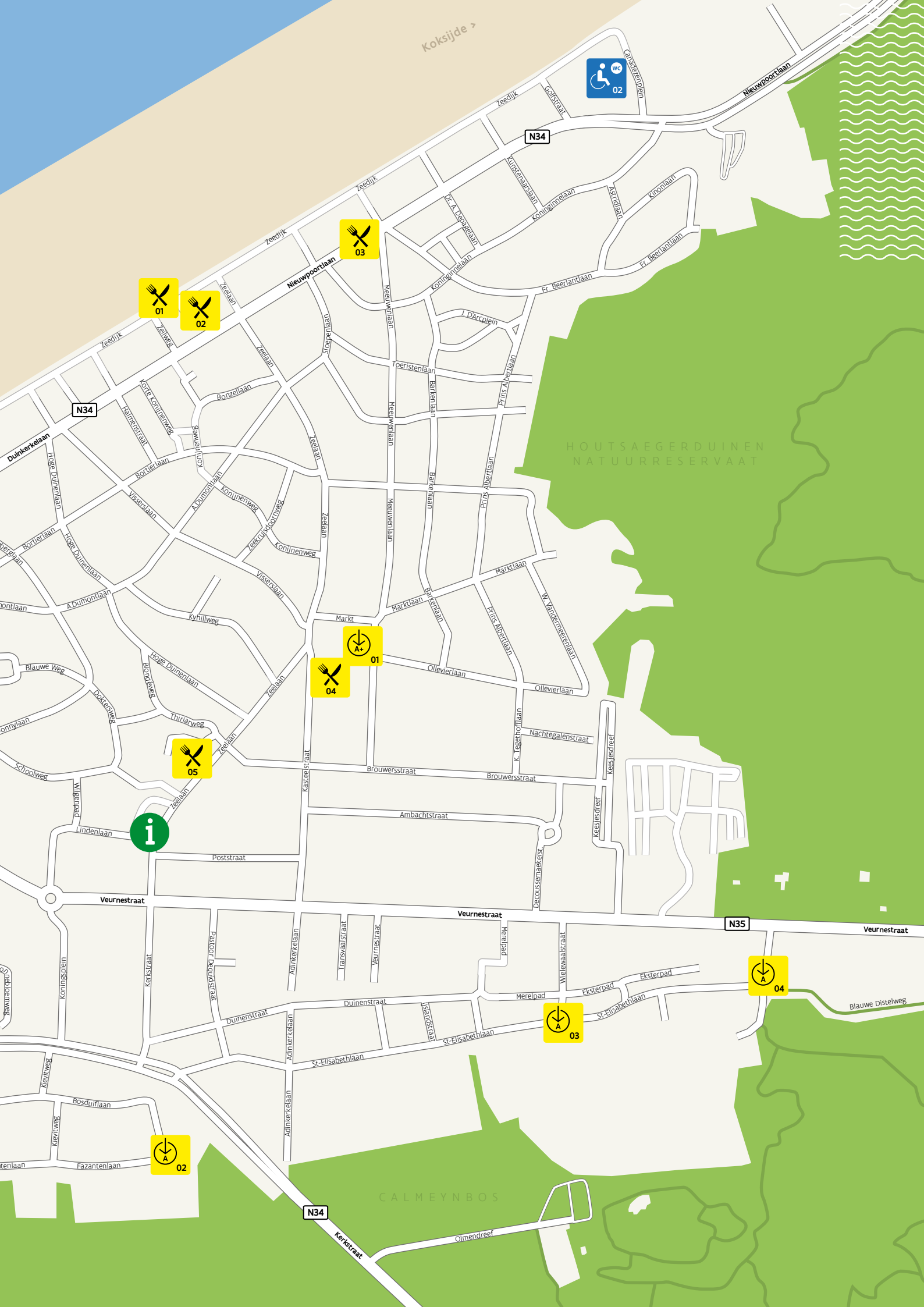
DE PANNE



< Bray-Dunes

0 100m





Koksijde



N34



N34

HOUTSAEGERDUINEN  
NATUURRESERVAAT



N34

CALMEYNBOS

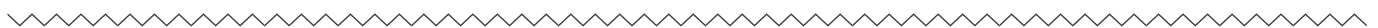
N34



## 1 / ACCESSIBLE BEACH

Near the Schuilhavenlaan wooden catwalks (planks) are placed. Wheelchairs can come to the beach through the paved driveway at the Bortierplein and through the beach mats at the high water mark (hard sand).

At the Geitenweg you cannot come to the high water mark, but it is possible in the centre (Zeelaan) using the rubber mats. At the Canadezenplein you can also come up to the high water mark in the summer months using wooden catwalks.







## 2 / ADAPTED BIKES AND WHEELCHAIRS RENTAL

---

### BEACH WHEELCHAIR (TOURISM DE PANNE VZW)

---

#### TOURISME DE PANNE

Zeelaan 21 - 8660 De Panne

Tel: +32 (0)58 42 18 18 - E-mail: [toerisme@depanne.be](mailto:toerisme@depanne.be)

---

### 3-WHEEL WHEELCHAIR BIKE AND ELECTRIC BIKE

---

#### FIETSENVERHUUR ARIZONA

Hoek Zeedijk-Visserslaan 45, 8660 De Panne

Tel: +32 (0)58 41 16 92 of +32 (0)478 22 28 10 - Fax: +32 (0)58 42 27 02

E-mail: [info@arizona-depanne.be](mailto:info@arizona-depanne.be) - Website: [www.arizona-depanne.be](http://www.arizona-depanne.be)



## 3 / FOOD AND DRINKS

### ALBERT I



Zeedijk 4-6, 058 41 37 08  
[www.restaurant-albert1.be](http://www.restaurant-albert1.be)

#### ENTRANCE

Entrance ..... 3 cm |   
 Width of the narrowest entrance door ..... 88 cm |

#### HALL

Table: wheelchair accessible height ..... 72 cm |   
 Table: wheelchair accessible depth ..... 63 cm |

#### TOILET

Width of the narrowest passage to the toilet  
 ..... 120 cm |   
 Width of the narrowest door to the toilet  
 ..... 85 cm |   
 Toilet door ..... 90 cm |   
 Free space next to the toilet ..... 118 cm |   
 Free space in front of the toilet ..... 52 cm |   
 Number of safety rails ..... 0 |

### CAJOU



Nieuwpoortlaan 42, 058 41 13 03  
[www.cajou.be](http://www.cajou.be)

#### ENTRANCE

Entrance ..... 3 cm |   
 Width of the narrowest entrance door ..... 85 cm |

#### HALL

Table: wheelchair accessible height ..... 70 cm |   
 Table: wheelchair accessible depth ..... 30 cm |

#### TOILET

Width of the narrowest passage to the toilet  
 ..... 93 cm |   
 Width of the narrowest door to the toilet  
 ..... n.a. |   
 Toilet door ..... 89 cm |   
 Free space next to the toilet ..... 140 cm |   
 Free space in front of the toilet ..... 72 cm |   
 Number of safety rails ..... 2 |



# DE BROODWINKEL



Zeelaan 33, 0479 08 53 80  
demeyghislaine@hotmail.com, www.debroodwinkel.be

## ENTRANCE

Entrance ..... 10 cm | 🟡  
Width of the narrowest entrance door ..... 135 cm | 🟢

## HALL

Table: wheelchair accessible height ..... 60 cm | 🟡  
Table: wheelchair accessible depth ..... 63 cm | 🟢

## TOILET

Width of the narrowest passage to the toilet ..... 120 cm | 🟢  
Width of the narrowest door to the toilet ..... 72 cm | 🟡  
Toilet door ..... 77 cm | 🟡  
Free space next to the toilet ..... 40 cm | 🟡  
Free space in front of the toilet ..... 94 cm | 🟡  
Number of safety rails ..... 0 | 🟡



Width of the narrowest door to the toilet ..... n.a.  
Toilet door ..... 88 cm | 🟢  
Free space next to the toilet ..... 69 cm | 🟡  
Free space in front of the toilet ..... 207 cm | 🟢  
Number of safety rails ..... 1 | 🟡



# TEAROOM AAN ZEE



Markt 6, 058 41 46 40  
info@aanzeehotel.be, www.aanzeehotel.be

## ENTRANCE

Entrance ..... n.a.  
Width of the narrowest entrance door ..... 93 cm | 🟢

## HALL

Table: wheelchair accessible height ..... 71 cm | 🟢  
Table: wheelchair accessible depth ..... 70 cm | 🟢

## TOILET

Width of the narrowest passage to the toilet ..... 120 cm | 🟢  
Width of the narrowest door to the toilet ..... n.a.  
Toilet door ..... 87 cm | 🟢  
Free space next to the toilet ..... 123 cm | 🟢  
Free space in front of the toilet ..... 150 cm | 🟢  
Number of safety rails ..... 2 | 🟢



# DE MIRAGE



Zeedijk 9, 058 42 02 88  
kaol@telenet.be

## ENTRANCE

Entrance ..... 2 cm | 🟢  
Width of the narrowest entrance door ..... 138 cm | 🟢

## HALL

Table: wheelchair accessible height ..... 72 cm | 🟢  
Table: wheelchair accessible depth ..... 40 cm | 🟡

## TOILET

Width of the narrowest passage to the toilet ..... 120 cm | 🟢

# 4 / PUBLIC TOILETS

## PUBLIC TOILETS CANADEZENPLEIN



Canadezenplein z.n.  
8660 De Panne

- PATHWAY .....
- ENTRANCE.....
- TO THE TOILET.....
- TOILET DOOR
- Clearance in front of the toilet door ..150 cm
- Width of the toilet door.....90 cm

## PUBLIC TOILETS SEA WALL PIERRE BORTIERPLEIN



Zeedijk / Pierre Bortierplein z.n.  
8660 De Panne

- PATHWAY .....
- ENTRANCE.....
- TO THE TOILET.....
- TOILET DOOR
- Clearance in front of the toilet door ..150 cm
- Width of the toilet door.....90 cm

## PUBLIC TOILETS SPORTS CENTRE DEN OOSTHOEK



Sportlaan 2  
8660 De Panne

- PATHWAY .....
- ENTRANCE.....
- TO THE TOILET.....
- TOILET DOOR
- Clearance in front of the toilet door ...143 cm
- Width of the toilet door..... 92 cm

### INSIDE THE TOILET

- Dimensions toilet space .....191 x 232 cm
- Clearance space in the toilet area ..... 150 cm
- Free space in front of the toilet ..... 120 cm
- Free space next to the toilet .....90 cm
- Number of safety rails .....2
- Sink.....



### INSIDE THE TOILET

- Dimensions toilet space .....183 x 233 cm
- Clearance space in the toilet area ..... 150 cm
- Free space in front of the toilet ..... 120 cm
- Free space next to the toilet .....90 cm
- Number of safety rails .....2
- Sink.....



### INSIDE THE TOILET

- Dimensions toilet space .....247 x 216 cm
- Clearance space in the toilet area ..... 150 cm
- Free space in front of the toilet ..... 147 cm
- Free space next to the toilet ..... 190 cm
- Number of safety rails .....2
- Sink.....







# WHERE TO STAY



# HOTELS

## KNOKKE-HEIST - HUYSHOEVE

Spelemanstraat 154,  
8300 Knokke-Heist (Ramskapelle)

**Tel:** +32 50 51 51 25

**Fax:** +32 50 51 51 75

**E-mail:** [info@huyshoeve.com](mailto:info@huyshoeve.com)

**Website:** [www.huyshoeve.com](http://www.huyshoeve.com)



## BLANKENBERGE - AAZAERT

Hoogstraat 25, 8370 Blankenberge

**Tel:** +32 50 41 15 99

**Fax:** +32 50 42 91 46

**E-mail:** [info@aazaert.be](mailto:info@aazaert.be)

**Website:** [www.aazaert.be](http://www.aazaert.be)



## BLANKENBERGE - DU COMMERCE

Weststraat 64  
8370 Blankenberge

**Tel:** +32 50 42 95 35

**Fax:** +32 50 42 94 40

**E-mail:** [info@hotel-du-commerce.be](mailto:info@hotel-du-commerce.be)

**Website:** [www.hotel-du-commerce.be](http://www.hotel-du-commerce.be)



## BLANKENBERGE - JOSÉ

Visserstraat 18  
8370 Blankenberge

**Tel:** + 32 50 41 14 21

**Fax:** + 32 50 42 87 65

**E-mail:** [info@hotel-jose.be](mailto:info@hotel-jose.be)

**Website:** [www.hotel-jose.be](http://www.hotel-jose.be)



## ZEEBRUGES - IBIS STYLES ZEEBRUGGE

Kustlaan 99, 8380 Zeebrugge

**Tel:** +32 50 20 12 02

**Fax:** +32 50 27 07 02

**E-mail:** [H8091@accor.com](mailto:H8091@accor.com)

**Website:** [www.ibis.com](http://www.ibis.com)



## OSTEND - EUROPE

Kapucijnenstraat 52  
8400 Oostende

**Tel:** +32 59 70 10 12

**Fax:** +32 59 80 99 79

**E-mail:** [info@europehotel.be](mailto:info@europehotel.be)

**Website:** [www.europehotel.be](http://www.europehotel.be)



## OSTEND - HOTEL BERO

Hofstraat 1 A

8400 Oostende

**Tel:** +32 59 70 23 35

**Fax:** +32 59 70 25 91

**E-mail:** [info@hotelbero.be](mailto:info@hotelbero.be)

**Website:** [www.hotelbero.com](http://www.hotelbero.com)



## OSTEND - MELINDA

Mercatorlaan 21

8400 Oostende

**Tel:** +32 59 80 72 72

**Fax:** +32 59 80 74 25

**E-mail:** [info@melinda.be](mailto:info@melinda.be)

**Website:** [www.melinda.be](http://www.melinda.be)



## OSTEND - ZORGHOTEL

GEZONDHEIDSCENTRUM KONINKLIJKE VILLA

Koningsstraat 79

8400 Oostende

**Tel:** + 32 59 80 45 19

**E-mail:** [info@koninklijkevilla.be](mailto:info@koninklijkevilla.be)

**Website:** <http://koninklijkevilla.be>



## OSTEND - ROYAL ASTRID

Wellingtonstraat 15

8400 Oostende

**Tel:** + 32 59 33 96 96

**Fax:** +32 59 51 51 56

**Website:** [www.royalastrid.com](http://www.royalastrid.com)





### NIEUWPOORT - COSMOPOLITE

Albert I Laan 141

8620 Nieuwpoort

**Tel:** +32 58 23 33 66

**Fax:** +32 58 23 81 35

**E-mail:** [info@cosmopolite.be](mailto:info@cosmopolite.be)

**Website:** [www.cosmopolite.be](http://www.cosmopolite.be)



### NIEUWPOORT - SANDESHOVED

Hoek Zeedijk

Goethalsstraat 1

8620 Nieuwpoort

**Tel:** +32 58 22 23 60

**Fax:** +32 58 23 95 23

**E-mail:** [info@sandeshoved.be](mailto:info@sandeshoved.be)

**Website:** [www.sandeshoved.be](http://www.sandeshoved.be)



### DE PANNE - HOTEL AAN ZEE

Markt 6

8660 De Panne

**Tel:** +32 58 41 46 40

**E-mail:** [info@aanzeehotel.be](mailto:info@aanzeehotel.be)

**Website:** [www.aanzeehotel.be](http://www.aanzeehotel.be)



### KOKSIJDE - CASINO

Maurice Blickestraat 6

8670 Koksijde

**Tel:** +32 58 51 41 51

**Fax:** +32 58 52 29 10

**E-mail:** [info@casinohotel.be](mailto:info@casinohotel.be)

**Website:** [www.casinohotel.be](http://www.casinohotel.be)



## GUEST ROOMS

### OSTEND - 'T HOF TEN HULLENHOVE

Leemstraat 2

8400 Oostende

**Tel:** +32 59 70 11 58

**Fax:** +32 59 70 99 92

**E-mail:** [frank.coppin@hotmail.com](mailto:frank.coppin@hotmail.com)

**Website:** [www.hoevetoerisme.com](http://www.hoevetoerisme.com)



## HOLIDAY HOUSES

### OOSTDUINKERKE - HOEVEDOMEIN RIETVELDE

Veurnevaartstraat 5

8670 Oostduinkerke

**Tel:** +32 58 24 22 08 of +32 472 62 88 28

**Fax:** +32 58 24 22 08

**E-mail:** [info@domeinrietvelde.be](mailto:info@domeinrietvelde.be)

**Website:** [www.domeinrietvelde.be](http://www.domeinrietvelde.be)



# HOLIDAY CENTRES

## BLANKENBERGE - DUINSE POLDERS

A. Ruzettelaan 195

8370 Blankenberge

**Tel:** +32 50 43 24 00

**Fax:** +32 50 42 96 31

**E-mail:** [info@duinsepolders.be](mailto:info@duinsepolders.be)

**Website:** [www.duinsepolders.be](http://www.duinsepolders.be)



## BLANKENBERGE - FLOREAL BLANKENBERGE

Koning Albert I laan 59

8370 Blankenberge

**Tel:** +32 50 43 21 11

**Fax:** +32 50 43 22 22

**E-mail:** [blankenberge@florealgrou.be](mailto:blankenberge@florealgrou.be)

**Website:** [www.florealgrou.be](http://www.florealgrou.be)



## BLANKENBERGE - LIBERTY

Langestraat 55

8370 Blankenberge

**Tel:** +32 50 41 42 24

**Fax:** +32 50 43 29 99

**E-mail:** [vakcentliberty@scarlet.be](mailto:vakcentliberty@scarlet.be)

**Website:** [www.liberty-blankenberge.be](http://www.liberty-blankenberge.be)



## BLANKENBERGE - VAKANTIECENTRUM

### COSMOPOLITE

Notebaertstraat 2

8370 Blankenberge

**Tel:** +32 50 42 99 54

**Fax:** +32 50 42 58 62

**E-mail:** [cosmopolite@skynet.be](mailto:cosmopolite@skynet.be)

**Website:** [www.cosmopolite-blankenberge.be](http://www.cosmopolite-blankenberge.be)



## OSTEND - VAYAMUNDO DE KINKHOORN & RAVELINGEN

Zeedijk 290-330

8400 Oostende

**Tel:** +32 59 70 16 97

**Fax:** +32 59 80 90 88

**E-mail:** [dekinkhoorn.ravelingen@vayamundo.be](mailto:dekinkhoorn.ravelingen@vayamundo.be)

**Website:** [www.vayamundoclubs.be](http://www.vayamundoclubs.be)



## MIDDELKERKE - VAKANTIEVERBLIJF MIDDELPUNT

Westendelaan 37

8430 Middelkerke

**Tel:** + 32 59 30 70 70

**Fax:** + 32 59 30 70 79

**E-mail:** [info@middelpunt.com](mailto:info@middelpunt.com)

**Website:** [www.middelpunt.com](http://www.middelpunt.com)



## NIEUWPOORT - ZORGVERBLIJF TER DUINEN

Louisweg 46

8620 Nieuwpoort

**Tel:** +32 58 22 33 11

**Fax:** +32 58 22 33 00

**E-mail:** [ter.duinen@cm.be](mailto:ter.duinen@cm.be)

**Website:** [www.cm-zorgverblijven.be](http://www.cm-zorgverblijven.be)



## DE PANNE - VILLA ROZEROOD

Fazantenlaan 28

8660 De Panne

**Tel:** +32 48 42 20 24

**E-mail:** [info@villarozerood.be](mailto:info@villarozerood.be)

**Website:** [www.villarozerood.be](http://www.villarozerood.be)



## KOKSIJDE - REIGERSNEST

Prins Boudewijnlaan 39

8670 Koksijde

**Tel:** +32 58 51 29 25

**Fax:** +32 58 52 27 31

**E-mail:** [reigersnest@gezinsbond.be](mailto:reigersnest@gezinsbond.be)

**Website:** [www.gezinsvakantie.be](http://www.gezinsvakantie.be)





## OOSTDUINKERKE - VAKANTIEDOMEIN TER HELME



Kinderlaan 49-51

8670 Oostduinkerke

**Tel:** +32 58 23 45 02

**Fax:** +32 58 23 26 54

**E-mail:** [terhelme@terhelme.be](mailto:terhelme@terhelme.be)

**Website:** [www.terhelme.be](http://www.terhelme.be)

---

## CAMPING AREAS

---

### BLANKENBERGE - DE WIELEN



Zeebruggelaan 135

8370 Blankenberge

**Tel:** +32 50 41 22 67

**E-mail:** [info@dewielen.be](mailto:info@dewielen.be)

**Website:** [www.dewielen.be](http://www.dewielen.be)

### MIDDELKERKE - MERCATOR



Heirweg 7

8431 Middelkerke (Wilskerke)

**Tel:** +32 59 30 10 65

**Fax:** +32 59 31 20 51

**E-mail:** [park.mercator@skynet.be](mailto:park.mercator@skynet.be)

**Website:** [www.parkmercator.be](http://www.parkmercator.be)

### WESTENDE - KOMPAS CAMPING



Bassevillestraat 141

8434 Westende

**Tel:** +32 58 22 30 25

**Fax:** +32 58 22 30 28

**E-mail:** [westende@kompascamping.be](mailto:westende@kompascamping.be)

**Website:** [www.kompascamping.be](http://www.kompascamping.be)

### BREDENE - PARK COSTA



Koningin Astridlaan 47

8450 Bredene

**Tel:** +32 59 32 24 75

**Fax:** +32 59 33 11 30

**E-mail:** [info@parkcosta.be](mailto:info@parkcosta.be)

**Website:** [www.parkcosta.be](http://www.parkcosta.be)

### BREDENE - 'T MINNEPARK



Zandstraat 105

8450 Bredene

**Tel:** +32 59 32 24 58

**Fax:** +32 59 33 04 95

**E-mail:** [info@minnepark.be](mailto:info@minnepark.be)

**Website:** [www.minnepark.be](http://www.minnepark.be)

---

## HOSTELS

---

### KNOKKE-HEIST - LAKESIDE PARADISE



Duinenwater 41

8300 Knokke-Heist

(Knokke)

**Tel:** +32 50 60 60 35

**E-mail:** [info@lakesideparadise.be](mailto:info@lakesideparadise.be)

**Website:** [www.lakesideparadise.be](http://www.lakesideparadise.be)

### OSTEND - JEUGDHERBERG DE PLOATE



Langestraat 72

8400 Oostende

**Tel:** +32 59 80 52 97

**Fax:** +32 59 80 92 74

**E-mail:** [oostende@vjh.be](mailto:oostende@vjh.be)

**Website:** [www.jeugdherbergen.be](http://www.jeugdherbergen.be)



## YOUTH AND GROUP HOLIDAY CENTRES

### BLANKENBERGE - WANDELAAR

Bevrijdingsplein 23

8370 Blankenberge

**Tel:** + 32 485 75 52 79

**E-mail:** [verhuur@9fos-wandelaar.be](mailto:verhuur@9fos-wandelaar.be)

**Website:** [www.9fos-wandelaar.be](http://www.9fos-wandelaar.be)



### OSTEND - JEUGDVERBLIJFCENTRUM

#### DUIN EN ZEE

Fortstraat 128

8400 Oostende

**Tel:** +32 59 26 75 30

**Fax:** +32 59 26 75 32

**E-mail:** [vzwgroepsverblijven@me.com](mailto:vzwgroepsverblijven@me.com)

**Website:** [www.jeugdverblijfcentrum.be](http://www.jeugdverblijfcentrum.be)

**Website:** [duinenzee.be](http://duinenzee.be)



### DE HAAN - DE REPOO

Grotestraat 144

8420 De Haan

**Tel:** + 32 59 25 53 00

**E-mail:** [info@derepoo.be](mailto:info@derepoo.be)

**Website:** [www.derepoo.be](http://www.derepoo.be)



### MIDDELKERKE - VAKANTIEVERBLIJF

#### DE ZEEKAMEEL

Lombardsijdelaan 235

8434 Middelkerke (Westende)

**Tel:** +32 58 24 13 19

**Fax:** +32 58 24 08 05

**E-mail:** [info@dezeekameel.be](mailto:info@dezeekameel.be)

**Website:** [www.dezeekameel.be](http://www.dezeekameel.be)



### BREDENE - HORIZON

Kapellestraat 88

8450 Bredene

**Tel:** +32 59 32 36 28 of +32 477 27 57 85

**Fax:** +32 59 32 16 62

**E-mail:** [info@zeeklassen.be](mailto:info@zeeklassen.be)

**Website:** [www.zeeklassen.be](http://www.zeeklassen.be)



### NIEUWPOORT - DE BARKENTIJN

Albert I-laan 126

8620 Nieuwpoort

**Tel:** +32 58 24 37 60 of +32 493 23 69 15

**Fax:** +32 58 23 96 62

**E-mail:** [info@debarkentijn.be](mailto:info@debarkentijn.be)

**Website:** [www.debarkentijn.be](http://www.debarkentijn.be)



### NIEUWPOORT - DE SLIKKE EN DE SCHORRE

Brugsesteenweg 19

8620 Nieuwpoort

**Tel:** +32 58 24 12 40 of +32 58 22 23 60

**Fax:** +32 58 23 95 23

**E-mail:** [info@sandeshoved.be](mailto:info@sandeshoved.be)

**Website:** [www.sandeshoved.be/Slikke\\_Schorre.html](http://www.sandeshoved.be/Slikke_Schorre.html)



### NIEUWPOORT -'T KRAAIENEST

Brugse Vaart 50

8620 Nieuwpoort

**Tel:** +32 58 23 14 04

**Fax:** +32 58 24 21 80

**E-mail:** [info@theoutsidercoast.be](mailto:info@theoutsidercoast.be)

**Website:** [www.theoutsidercoast.be/nl-BE/logement-out-sider-coast/nieuwpoort-kraaiennest](http://www.theoutsidercoast.be/nl-BE/logement-out-sider-coast/nieuwpoort-kraaiennest)



### DE PANNE - JEUGDVERBLIJFCENTRUM FLIPPER

Sint-Elisabethlaan 16

8660 De Panne

**Tel:** +32 58 41 44 40

**Fax:** +32 58 41 31 11

**E-mail:** [info@flipper.be](mailto:info@flipper.be)

**Website:** [www.flipper.be](http://www.flipper.be)



### DE PANNE - J-CLUB

Blauwe Distelweg 2

8660 De Panne

**Tel:** +32 58 41 23 41

**Fax:** +32 58 42 12 68

**E-mail:** [info.depanne@j-club.be](mailto:info.depanne@j-club.be)

**Website:** [www.j-club.be](http://www.j-club.be)



### KOKSIJDE - HUIZE EMMAÜS

Bertrandlaan 23

8670 Koksijde (Sint-Idesbald)

**Tel:** +32 58 51 16 63

**Fax:** +32 476 99 69 09

**E-mail:** [manu.ro13@hotmail.com](mailto:manu.ro13@hotmail.com)

**Website:** [www.aep-group.be](http://www.aep-group.be)



### KOKSIJDE - MIDWESTER

Koninklijke Prinslaan 36

8670 Koksijde

**Tel:** +32 58 51 92 22

**Fax:** +32 58 52 17 41

**E-mail:** [midwester@cjt.be](mailto:midwester@cjt.be)

**Website:** [www.midwester.be](http://www.midwester.be)



### OOSTDUINKERKE - BIVAKHUIS HOGE DUIN

Kinderlaan 45

8670 Oostduinkerke

**Tel:** +32 58 23 40 52

**Fax:** +32 50 23 04 40

**E-mail:** [info@bivakhuishogeduin.be](mailto:info@bivakhuishogeduin.be)

**Website:** [bivak.hogeduin.be](http://bivak.hogeduin.be)



### OOSTDUINKERKE - VAKANTIEDOMEIN HOGE DUIN

Kinderlaan 47

8670 Oostduinkerke

**Tel:** +32 58 23 40 52

**Fax:** +32 50 23 04 40

**E-mail:** [info@hogeduin.be](mailto:info@hogeduin.be)

**Website:** [www.hogeduin.be](http://www.hogeduin.be)



### OOSTDUINKERKE - ZANDBOOT (VAKANTIEDOMEIN TER HELME)

Kinderlaan 49-51

8670 Oostduinkerke

**Tel:** +32 58 23 45 02

**Fax:** +32 58 23 26 54

**E-mail:** [terhelme@terhelme.be](mailto:terhelme@terhelme.be)

**Website:** [www.terhelme.be](http://www.terhelme.be)



# ASSISTANCE, CARE AND MOBILITY AIDS





# 1 / YOU NEED MEDICAL CARE WHILE ON HOLIDAY?

## HOLIDAY ACCOMMODATIONS OFFERING EXTRA CARE FACILITIES

At the Flemish coast, four specialized holiday accommodations are currently offering a care framework:

<b>Villa Rozerood</b> De Panne	<b>Vakantieverblijf Middelpunt</b> Middelkerke	<b>Zorgverblijf Ter Duinen</b> Nieuwpoort	<b>Zorghotel Gezondheidscentrum Koninklijke Villa</b> Oostende
			

In advance you can discuss your special care needs and decide whether you want to make use of the available mobility aids. These specialised holiday accommodations can always offer a hoist or a high-low bed.

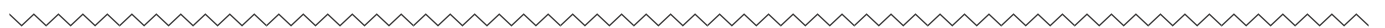
The following holiday accommodations also offer a care framework for their guests:

<b>Liberty</b> Blankenberge	<b>Vakantiecentrum Cosmopolite</b> Blankenberge	<b>Vakantiecentrum Zeelinde</b> De Haan
		

## NURSING SERVICE

Off course, the offerings increase if you make your own arrangements. Holiday-makers in Flanders can call upon a regional service or independent nurses who operate near your holiday address. Contact a nursing service as quickly as possible so that you can discuss the possibilities and conditions on time. A few big organizations that can help you include:

- The Wit-Gele Kruis (White-Yellow Cross) is a home nursing organization with branches all over Flanders. You can find the contact addresses per province on [www.wgk.be](http://www.wgk.be).
- The Flemish Association for Independent Nurses (VBZV) lists where you can go for home nursing on the website [www.verplegingthuis.be](http://www.verplegingthuis.be). You can contact a nurse directly to discuss your concrete requests.



- Home nursing and other forms of care can also be arranged via a local or regional social service or joint venture. Het Vlaams Agentschap Zorg en Gezondheid (Flemish Agency Care and Health) familiarizes you with the offerings via this website: [www.zorg-en-gezondheid.be](http://www.zorg-en-gezondheid.be).

## 2 / YOU NEED ASSISTANCE WHILE ON HOLIDAY?

You can of course bring your own assistance on your holiday or outing. Some holiday destinations offer assistance itself when you're traveling alone. As mentioned above, some holiday accommodations offer extra care facilities where the staff can give you a hand. If not, you can look for an assistant elsewhere. Just contact us; we will help you find a solution.



### SUN, SEA... CAREFREE

Thanks to the project 'Sun Sea... Carefree' at eight locations at our Flemish coast a beach zone and the direct vicinity are both accessible for people with a disability:

- **Nieuwpoort**, beach Hendrikaplein
- **Ostend**, beach Diksmuidestraat
- **Vosseslag**, beach Vosseslag
- **De Haan**, beach Leopoldplein
- **Wenduine**, beach Demey-helling
- **Zeebrugge**, Badengebouw
- **Middelkerke**, Casino West
- **Bredene**, Strandpost 2

During July and August you can always call on the infrastructure and the assistants of this project from 10h30 to 18h30. The assistants can help to make the transfer from wheelchair to beach wheelchair, to guide you from the tram stop or reserved parking, or for a beach walk...to help you with your personal care (toilet visit, changing clothing). In addition, there is an accessible toilet, an adjusted care area with hoist, high-low bed and

shower with hoist, beach mats and beach and water wheelchairs. Close by you will find parking spots for people with a handicap. 'Sun, sea...carefree' is a joint realisation of the province West Flanders, Intro vzw and the involved coastal municipalities.

These services are offered for free. At some locations a small contribution is required for toilet use or beach wheelchairs. Reservations are possible, but are not required.

#### LEARN MORE?

Province of West Flanders, Tel: +32 (0)800 20 021

Website: [www.west-vlaanderen.be](http://www.west-vlaanderen.be) / [www.intro-events.be](http://www.intro-events.be)

## 3 / YOU NEED MEDICAL DEVICES WHILE ON HOLIDAY?

You need a hospital bed, hoist, scoot mobile, etc. at your holiday address? If you are in need of a completely adjusted infrastructure (often combined with a demand for care), you can go to one of the holiday accommodations with care framework (see above). These accommodations have all the basic requirements such as a high-low bed, wheelchair, and hoist...

But you can also just make your choice from the extensive offer of hotels, B&Bs, holiday accommodations...and obtain your requirements from a local lending service.

Some devices, usually lighter items, must be collected; other items can be delivered to and/or installed at your holiday address.

For those that cannot claim costs from the hiring service of their health insurance, they can turn to one of the lending services below. Almost every coastal municipality features at least 1 lending service. Vacationers travelling to Zeebrugge, can use the lending service in Bruges or one of the neighbouring coastal municipalities. Caution: not all equipment is available at all distribution points. Contact in advance is therefore highly recommended.

### KNOKKE-HEIST

#### ComfoPlus (Vlaams & Neutraal Ziekenfonds)

(Non-members pay an additional fee)

Knokkestraat 292, 8300 Knokke-Heist

#### Thuiszorgwinkel CM

(Non-members pay an additional fee)

Natiënlaan 173, 8300 Knokke

Tel: +32 (0)50 45 50 30

#### Orthoshop

Gemeenteplein 20 bus 02, 8300 Knokke

Tel: +32 (0)50 61 45 55

Fax: +32 (0)50 61 45 55

E-mail: [oshpknokke@scarlet.be](mailto:oshpknokke@scarlet.be)

### Mediotheek Heist

Nicolas Mengélaan 9W, 8301 Knokke-Heist

Tel: 050 51 10 00

Fax: 050 51 10 04

E-mail: [info@mediotheekheist.be](mailto:info@mediotheekheist.be)

Website: [www.mediotheekheist.be](http://www.mediotheekheist.be)

### ZEEBRUGGE

#### Thuiszorgwinkel CM

(Non-members pay an additional fee)

Legeweg 154, 8200 Sint-Andries (Brugge)

Tel: +32 (0)50 32 80 20

**Medishop (Bond Moyson)**  
(Non-members pay an additional fee)  
[Medishop.wvl@bondmoyson.be](mailto:Medishop.wvl@bondmoyson.be)

#### **BLANKENBERGE**

**Rode Kruis Vlaanderen**  
Tel: +32 (0)50 41 12 35

#### **DE HAAN**

**Rode Kruis Vlaanderen**  
Tel: +32 (0)475 56 53 28

#### **BREDENE**

**Rode Kruis Vlaanderen**  
Tel: +32 (0)470 65 20 49

#### **NIEUWPOORT**

**Thuiszorgshop Nieuwpoort/Middelkerke**  
Veurnestraat 7, 8620 Nieuwpoort  
Tel: +32 (0)58 23 87 20  
E-mail: [christophe.albrecht@telenet.be](mailto:christophe.albrecht@telenet.be)

#### **MIDDELKERKE**

**Rode Kruis Vlaanderen**  
Tel: +32 (0)59 30 30 82

**Thuiszorgshop Nieuwpoort/Middelkerke**  
Jules Van Den Heuvelstraat 13, 8430 Middelkerke  
Tel: +32 (0)59 300 998  
E-mail: [christophe.albrecht@telenet.be](mailto:christophe.albrecht@telenet.be)

#### **OSTEND**

**Thuiszorgwinkel CM**  
(Non-members pay an additional fee)  
Rosmolenstraat 5, 8400 Oostende  
Tel: +32 (0)59 25 54 30

**ComfoPlus - Vlaams & Neutraal Ziekenfonds**  
(Non-members pay an additional fee)  
Torhoutsesteenweg 516, 8400 Oostende

**Medishop (Bond Moyson)**  
(Non-members pay an additional fee)  
Tel: +32 (0)56 23 02 30  
Fax: +32 (0)56 23 03 30  
E-mail: [medishop.wvl@bondmoyson.be](mailto:medishop.wvl@bondmoyson.be)

**Rode Kruis Vlaanderen**  
Tel: +32 (0)59 50 85 08

**Orthoshop**  
Steensedijk 719 - 8400 Oostende  
Tel: +32 (0)59 70 16 00  
Fax: +32 (0)59 80 19 06  
E-mail: [orthoshopdevelter@gmail.com](mailto:orthoshopdevelter@gmail.com)

#### **KOKSIJDE**

**Thuiszorgwinkel CM**  
(Non-members pay an additional fee)  
Zeelaan 89, 8670 Koksijde  
Tel: +32 (0)58 53 41 40

#### **OOSTDUINKERKE (KOKSIJDE)**

**ComfoPlus - Vlaams & Neutraal Ziekenfonds**  
(Non-members pay an additional fee)  
Dorpstraat 29, 8670 Oostduinkerke  
Dijk 33, 8670 Wulpen

**Spar-a-Drap**  
Leopold II laan 246, 8670 Oostduinkerke  
Tel: +32 (0)477 42 64 05  
Fax: +32 (0)58 62 01 25  
E-mail: [info@spar-a-drap.be](mailto:info@spar-a-drap.be)

#### **DE PANNE**

**ComfoPlus - Vlaams & Neutraal Ziekenfonds**  
(Non-members pay an additional fee)  
Prins Albertlaan 13, 8660 De Panne





# TRANSPORT

# 1 / TRAVELLING TOWARDS FLANDERS

---

## BY TRAIN

---

### London

Eurostar links London and Brussels in 1 hour and 51 minutes. The train departs/arrives in Brussels South station and arrives/departs from St. Pancras International Terminal in London. There are up to nine departures per day.

Reserve a seat on the Eurostar: [www.raileurope.com](http://www.raileurope.com) or [www.b-europe.com](http://www.b-europe.com).

Read more about extra facilities and services on Eurostar for disabled passengers:  
[www.eurostar.com/uk-en](http://www.eurostar.com/uk-en) > Travel Information > Travel planning > Special travel needs

---

## BY AIR

---

**Antwerp Airport:** Read more about travelling with a reduced mobility on Antwerp Airport: [www.antwerp-airport.be](http://www.antwerp-airport.be) > Passengers > Passengers with reduced mobility.

**Brussels South Charleroi Airport:** Read more about travelling with a reduced mobility on Charleroi Airport: [www.charleroi-airport.com](http://www.charleroi-airport.com) > Passengers > PRM

**Brussels National Airport:** Read more about travelling with a reduced mobility on Brussels Airport: [www.brusselsairport.be](http://www.brusselsairport.be) > Passengers > Special assistance. +32 900 70 000

---

## BY FERRY

---

Travelling to Flanders by ferry is easy and relaxing, with frequent departures, and the chance to enjoy a meal, do a little shopping – or just enjoy the cruise!

### P&O Ferries - 08716 64 21 21

P&O sails from Dover to Calais in about 90 minutes, as well as offering a daily overnight service from Hull straight into Flanders at Zeebrugge (just 11 miles north of Bruges)

Read more about travelling with a reduced mobility on P&O Ferries: [www.poferries.com/en](http://www.poferries.com/en) > Travelling with us > Accessibility

### DFDS Seaways - 0871 574 7235

DFDS Seaways sails from Dover to both Calais and Dunkirk. The services to Calais take 90 minutes, and to Dunkirk, the journey time is around 2 hours. From Dunkirk, you're just a few miles from the border with Flanders, and around 45 minutes' drive from the centre of Ypres.

Read more about travelling with a reduced mobility on DFDS Seaways: [www.dfdsseaways.co.uk](http://www.dfdsseaways.co.uk) > Customer service > General Information > Reduced mobility.

### MyFerryLink - 0844 2482 100

MyFerryLink offers regular services from Dover to Calais, the journey taking around 90 minutes.

Read more about travelling with a reduced mobility on MyFerryLink: [www.myferrylink.com](http://www.myferrylink.com) > Book > Additional assistance.

---

## 2 / IN FLANDERS

---

### BY TRAIN

---

#### Service for people with limited mobility

Eurostar links London and Brussels in 1 hour and 51 minutes. The train departs/arrives in Brussels South station and arrives/departs from St. Pancras International Terminal in London. There are up to nine departures per day.

Reserve a seat on the Eurostar: [www.raileurope.com](http://www.raileurope.com) or [www.b-europe.com](http://www.b-europe.com).

Read more about extra facilities and services on Eurostar for disabled passengers: [www.eurostar.com/uk-en](http://www.eurostar.com/uk-en) > Travel Information > Travel planning > Special travel needs

#### DISCOUNTS WITH BELGIAN RAIL

Find out about the discounts that are available for Belgian Rail passengers with a disability:

[www.belgianrail.be/en](http://www.belgianrail.be/en) > Travel Tickets > Reduced fares and free travel

#### GENERAL

Learn more about the accessibility policy of De Lijn > Customer Service > Passengers with reduced mobility

---

### BY BUS (DE LIJN)

---



The new De Lijn buses are equipped with a low floor, ramp and hydraulic kneeling device. The ramp can only be used safely at an accessible (raised) stop. If you want to take a regular bus, you must make a reservation one day (24 hours) in advance by phoning the dial-a-bus switchboard in your province. That way you can be sure that your ride is wheelchair accessible.

Book an accessible ride: [www.delijn.be/en](http://www.delijn.be/en) > [Contact](#) > [Plan an accessible trip](#).

The bus also includes places reserved for people with reduced mobility. These places are located at the front of the bus near the driver and at the wheelchair-accessible door. They are marked with pictograms.

#### DIAL-A-BUS

The dial-a-bus service operates on weekdays from 6 a.m. to 9 p.m., on weekends and holidays from 8 a.m. to 11 p.m.

There is room for one wheelchair user on each dial-a-bus. If you want to reserve a ride on the dial-a-bus in Flanders then you must phone the switchboard at least 2 hours in advance.

Book an accessible ride: [www.delijn.be/en](http://www.delijn.be/en) > [Contact](#) > [Plan an accessible trip](#).

## DISCOUNTS FOR DE LIJN

Do you want to know about the discounts that are available for De Lijn passengers with a disability? Learn more about the discounts that are available for De Lijn passengers with a disability: [www.delijn.be/en](http://www.delijn.be/en) > Tickets > Discounts and cheaper prices

## GENERAL

Learn more about the accessibility policy of De Lijn: [www.delijn.be/en](http://www.delijn.be/en) > About De Lijn > Organisation > Responsible enterprise > Accessibility

## BLUEASSIST

De Lijn is making its services more accessible via BlueAssist. BlueAssist is an aid for people who find it difficult to understand all forms of communication or have difficulty asking questions. Thanks to BlueAssist they can easily ask fellow passengers or the bus driver to notify them when the bus is approaching the stop where they want to disembark. Read more about Blue Assist: [www.blueassist.eu](http://www.blueassist.eu).

---

## COASTAL TRAM

---

One of the best ways to discover the beautiful and scenic Flemish coast is by coastal tram! It connects the towns on the coastline, from Knokke to De Panne. With its 42 miles, is the longest tram line in the world. It runs very frequently: every 10 minutes in the summer months and every 20 minutes during the winter. Tickets can be purchased on the tram, but are about 50% cheaper when bought in advance in shops like supermarkets, news agents etc. in Flanders and Brussels. All trams have a lower mid-section that enables wheelchair users to board and disembark more easily. Different stops have a raised platform that guarantees accessibility. These stops are indicated on the coastal tram route map with a 'T'. Reservations are not required on the coastal tram. Every stop is announced visually and audibly

and there are special tiles, lines and poles with braille messages for the blind and visually impaired at the accessible stops and in De Panne, Ostend, Blankenberge and De Haan.

### TICKET TOWARDS THE SEA (TICKET NAAR ZEE)

Westkans also charts the most accessible route from the tram stops to the beach for 6 coastal municipalities (there are two routes in Ostend). The maps are available in the 'De Lijn' shops where these routes start and near the tourist information offices on the Coast.

You can also download and print the maps on the website [www.westkans.be/ticketnaarzee](http://www.westkans.be/ticketnaarzee) (Dutch).

## 3 / PARK

---

### NAVIGATE AND PARK

---

Looking forward to a sunny day at the beach or a trip to Flanders Fields? But perhaps slightly put-off by the traffic jams and the thought of trying to find somewhere to park? We can't do anything about the traffic jams as yet, but finding somewhere to park should be a lot easier using the website [www.navigeerenparkeer.be](http://www.navigeerenparkeer.be) (Dutch). This gives you a handy list of the parking spaces on the coast reserved for people with a disability. You can zoom in on a map or aerial photo for each municipality until you are right over the parking place. You can even see the dimensions and a photo of each place so that you know whether it meets all your requirements. This site also gives you detailed instructions on how to locate the reserved parking places on your GPS device.

---

### PAYING OR NOT?

---

Everyone who has a European parking ticket for people with a disability, can also park in Flanders in parking spots reserved for people with a disability parking sticker.

Whether it is possible to park in zones of paid parking for free and/or unlimited differs from municipality to municipality:








MUNICIPALITY	PAY AT RESERVED PARKING SPOTS?	PAY AT NON-RESERVED PARKING SPOTS?
BLANKENBERGE	NO	NO
BREDENE	NO*	NO
ZEEBRUGES	NO	NO**
DE HAAN	NO*	NO
DE PANNE	NO	YES
KNOKKE-HEIST	YES	YES
KOKSIJDE	NO	NO
MIDDELKERKE	YES	YES
NIEUWPOORT	NO	YES
OSTENDE	NO	NO

(Update: March 2015)

\* In Bredene/De Haan, on a non-reserved location it is normally not charged, but this is always noted on the parking meter.

\*\* For those possessing a card of 'person with a handicap' there are 3 short-term parking places available in the Hendrik Brugmansstraat, near the entrance and exit of the station side Bruges. These locations are painted blue and feature the logo 'person with a handicap'. These locations are intended for short-term parking. They are not meant for long-term parking.



**[WWW.VISITFLANDERS.COM](http://WWW.VISITFLANDERS.COM)**


Our website contains all of the information you need to prepare your accessible holiday in Flanders.











In the 'Accessibility' section,  
you'll find information on:

**EXCURSIONS – TRANSPORT – WHERE TO STAY**

## Publisher

VISITFLANDERS - Peter De Wilde  
Grasmarkt 61, 1000 Brussel

## Contact

VISITFLANDERS  
Grasmarkt 61 - 1000 Brussels, Belgium

**Tel:** +32(0)2 504 03 40

**Fax:** +32(0)2 504 04 05

**E-mail:** [post@accessinfo.be](mailto:post@accessinfo.be)

**Website:** [www.visitflanders.com](http://www.visitflanders.com)

Where to stay - Transport - Excursions

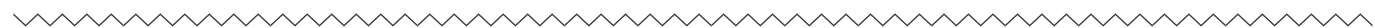
## Legal deposit

D/2015/5635/29/4

All rights reserved. No part of this publication may be reproduced, stored in a database or retrieval system, or be published in any form or in any way (electronically, mechanically, by print, photoprint, microfilm or any other means) without prior written permission from the publisher.


## Copyrights

VISITFLANDERS, Kris Jacobs, Westtoer, [istockphoto.com/ToerismeVlaanderenCommunicatie](http://istockphoto.com/ToerismeVlaanderenCommunicatie),  
Toerisme Blankenberge, Michael Dehaspe, Toerisme Koksijde, Toerisme Nieuwpoort, Oostende, RKV / Frank Toussaint  
Toerisme De Haan/Wenduine, The Flemish Primitives, Toerisme Knokke-Heist, Milo-profi Photography









VISITFLANDERS.COM